

# Veneer

Create A Better Office Life



LLEAP



# EXECUTIVE SPACE COLLECTION

行政空间合集



创造美好办公生活  
Create a Better Office Life

2021年06月版



# EXECUTIVE SPACE COLLECTION

行政空间合集

古代以司马、司空、司徒为三台，  
三台本为星名，共六星。  
时人以天象拟人事，用来泛称朝官之前列显要者，  
而他们工作的案台则被称为班台。  
从商纣时期沿袭至现代，班台始终是身份品位的象征，  
或古朴，或现代，或恢弘，或典雅。  
诉求决定设计，品味引领潮流，  
任时间更迭，经典自有一席之地。

In ancient times, Sima, Sikong, and Situ were called Santai.  
This is originally a name for stars and there are six of them.  
The people of the time used the celestial phenomenon to be the personnel,  
used to generalize the forefront of the prominent court officials.  
The desk where they worked was called Pantai.  
Inherited from the Shang Zhou period to modern times,  
the executive desk has always been a symbol of  
identity and taste, quaint and modern, grand or elegant.  
The appeal determines the design and taste leads the trend.  
Regardless of changes in time, the classics always have their place.

创造美好办公生活  
Create a Better Office Life



## SPACIOUS SPACE

### 宽敞的空间

宽敞的空间是行政空间设计彰显档次的一个重要因素。对此,根据人的视觉感受来选配一些较低矮的办公设备,当然面积选择上应该稍大一点。扩大整体的视觉空间,也可以穿插点绿植,不容易使思维产生焦虑的感觉。

Generous space is an important factor in the design of executive offices. In this regard, some lower office equipment should be selected according to people's visual experience, of course, the area should be slightly larger. To expand the space visually the use of green plants could be a good idea: the plants alleviate anxiety and help with relaxation in a working environment.



## OVERALL DESIGN

### 整体性设计

决策层着眼于交流沟通,此类办公室设计会将接待、会议与办公相结合,如把接待室、会议室、秘书办公室等安排在旁边,或者设计为组合套间,与办公相结合,满足交流、协商、即时会议等需求。

The decision-making level focuses on communication. Such office design will combine reception, meeting and office in one functional area. Arranging the reception room, meeting room and secretary's office next to each other or designing a combination suite to improve the function will rise up to meet the needs of communication, consultation and instant meeting for any decision-maker.



## DISTINCTIVE DESIGN

### 特色化设计

行政空间除了彰显价值感外,特色亦很重要,以求给人眼前一亮的感觉。企业领导的办公室设计要反映整个企业的形象,所以一定要有独到的特色。整体上要要做到高雅、清新、敞亮、脱俗。

In addition to a sense of value, it is also important for the executive space to be distinctive. The office design of enterprise leaders should reflect the image of the whole enterprise, so it must have unique characteristics. The overall design should be elegant, fresh, bright and unconventional.

**01**  
**MODERN  
SOLID WOOD  
SERIES**  
实木现代  
P 01-32

**02**  
**CLASSIC  
SOLID WOOD  
SERIES**  
实木经典  
P 33-56

**03**  
**ECOLOGICAL  
BOARD  
SERIES**  
生态系列  
P 57-74

实木色卡 Veneer color swatch

A  
主推可选色




WD-06 棕胡桃封闭



WD-07 棕胡桃开放



WD-08 黑胡桃封闭



WD-09 黑胡桃开放



WD-12 桃花芯木封闭



WD-17 银橡木开放

实木色卡 Veneer color swatch

A  
主推可选色



WD-18 棕橡木开放




WD-20 斑马木封闭



WD-25 红樱桃封闭



WD-28 浅胡桃开放



WD-29 浅胡桃封闭



WD-30 卡斯拉开放

色卡之颜色及纹理因批次不同略有差异, 以现货为准。  
The color and grain might be varied slightly because of different batch and subjects to the goods received.

色卡之颜色及纹理因批次不同略有差异, 以现货为准。  
The color and grain might be varied slightly because of different batch and subjects to the goods received.



MODERN  
SOLID WOOD  
SERIES

实木现代

时尚，在追求中演绎；姿态，在创意中现代。  
Fashion is deduced in the pursuit; Manner is created in the modern.

# MODERN SOLID WOOD SERIES

实木现代

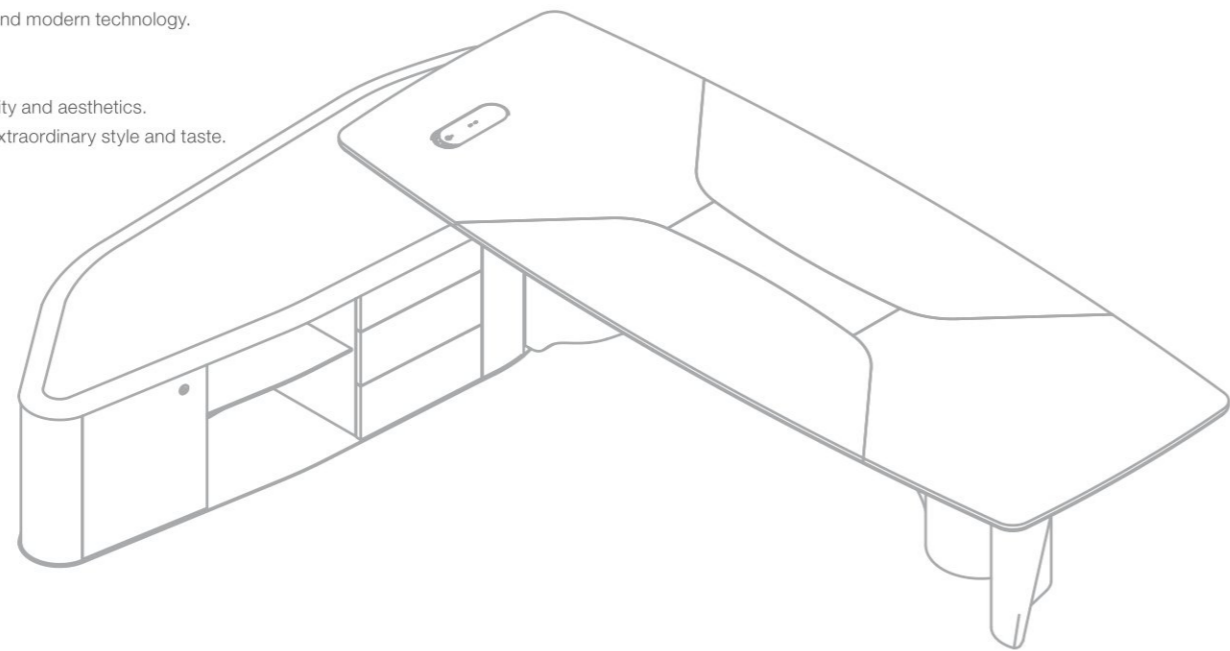
蒙特 Mountain	P 03
卡拉尔 Kaler	P 05
桥 Bridge	P 07
卡赛特 Kasset	P 09
兰迪 Landy	P 11
兰格 Lange	P 13
科尔曼 Coleman	P 15
诺亚 Noah	P 17
克里斯 Chris	P 19
卢卡斯 Lucas	P 21
博克斯 Bokleis	P 23
普利亚 Puglia	P 25
刚铎 Condor	P 27
卡萨 Casa	P 29
伊凡 Ivan	P 31

# MOUNTAIN

## 蒙特

蒙特, 寓意高山流水, 山水文化与现代科技相结合,  
融入智慧与科技, 是时代创新的产物,  
旨在打造至美若璞, 悦享至臻的空间美学。  
我们追求的是, 用更诗意的表达承载科技, 更专注于整体性和美学底蕴,  
在千篇一律的极简风和现代风中, 创造启迪人们灵感的艺术品, 体现高格调和不凡品味。

Mountain, which means mountains and flowing water, is a combination of landscape culture and modern technology.  
Incorporating wisdom and technology, this product is the result of zeitgeist innovation.  
It aims to create the most beautiful aesthetics.  
Our pursuit is creating technology with a more poetic expression and focusing more on integrity and aesthetics.  
In the same minimalist and modern style, create artworks that inspire people and reflect the extraordinary style and taste.



MOU-蒙特  
MOU-DA-D3124 3160x2460x760H

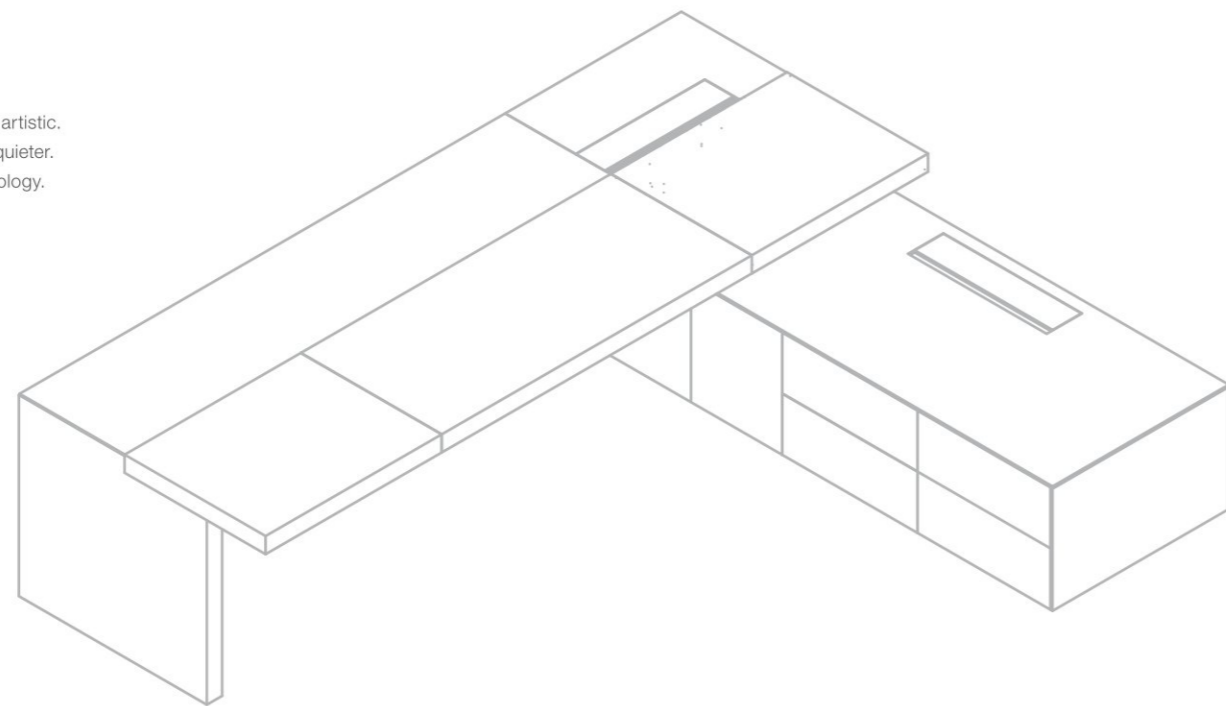


# KALER

## 卡拉尔

一体化的卡拉尔背柜引用了中国博古架的造型设计，不规则造型的敞格颇具设计感，让陈列更具艺术性。卡拉尔全面采用无拉手设计，平整光洁的外观更显静谧。只需轻轻一按，便可开启门板，让人体验科技带来的品质感。

The integrated Kaler back cabinet refers to the design of the Chinese Bogu rack, the irregular shape of the open compartment has a sense of design, making the display more artistic. Kaler adopts no handle design in an all-round way, and the smooth and clean appearance is quieter. With just one tap, the door can be opened, allowing people to experience the quality of technology.



### KAL-卡拉尔

- KAL-D2623 2620×2300×760H
- KAL-D2823 2820×2300×760H
- KAL-D3023 3020×2350×760H
- KAL-D3223 3220×2350×760H



# BRIDGE

## 桥

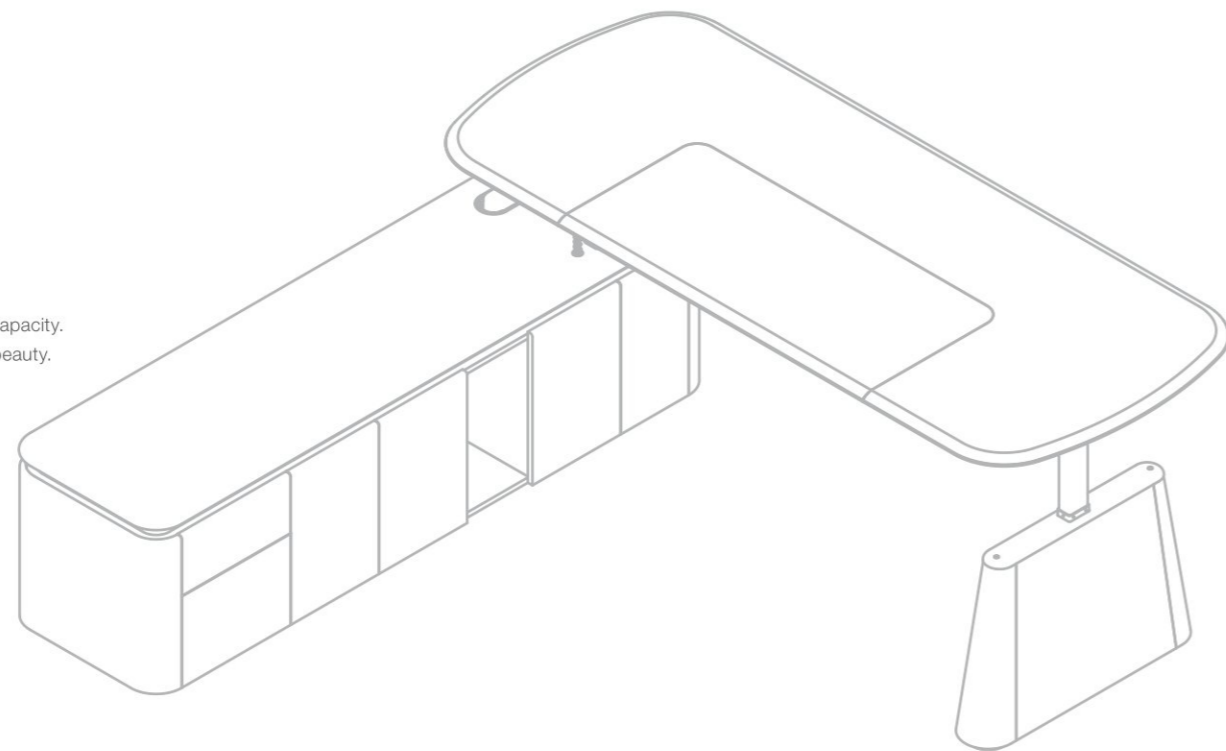
可升降  
Liftable

桥，水梁也。  
通往梦想，连接现实与未来，  
通向心灵，连接信任与默契。  
桥班台在桌脚设计中融入桥墩元素，  
以桥墩为造型，比例和谐，拥有极强承重力，  
将象征意义与现代设计合为一体，  
赋予桥-Bridge超乎寻常的力量之美，  
无论从整体到细节都追求精益求精，  
呈现出大气沉稳，有设计感，有品位，优雅气质的办公空间。

Bridge, meaning water beam.  
Leading to dreams, connecting reality and the future,  
Leading to the soul, connecting trust and tacit understanding.  
Bridge Executive Desk incorporates bridge pier elements into the design of the desk legs.  
Take the bridge pier as the model, the proportion is harmonious, and it has a strong bearing capacity.  
Integrating symbolic meaning with modern design, giving the Bridge an extraordinary power beauty.  
Pursue excellence from the whole to the details,  
presenting an office space that is magnificent, designed, tasteful, and elegant.

### BRI-桥

BRI-S-D2223 2200×2330×740~1200H  
BRI-S-D2423 2400×2355×740~1200H  
BRI-S-D2623 2600×2380×740~1200H



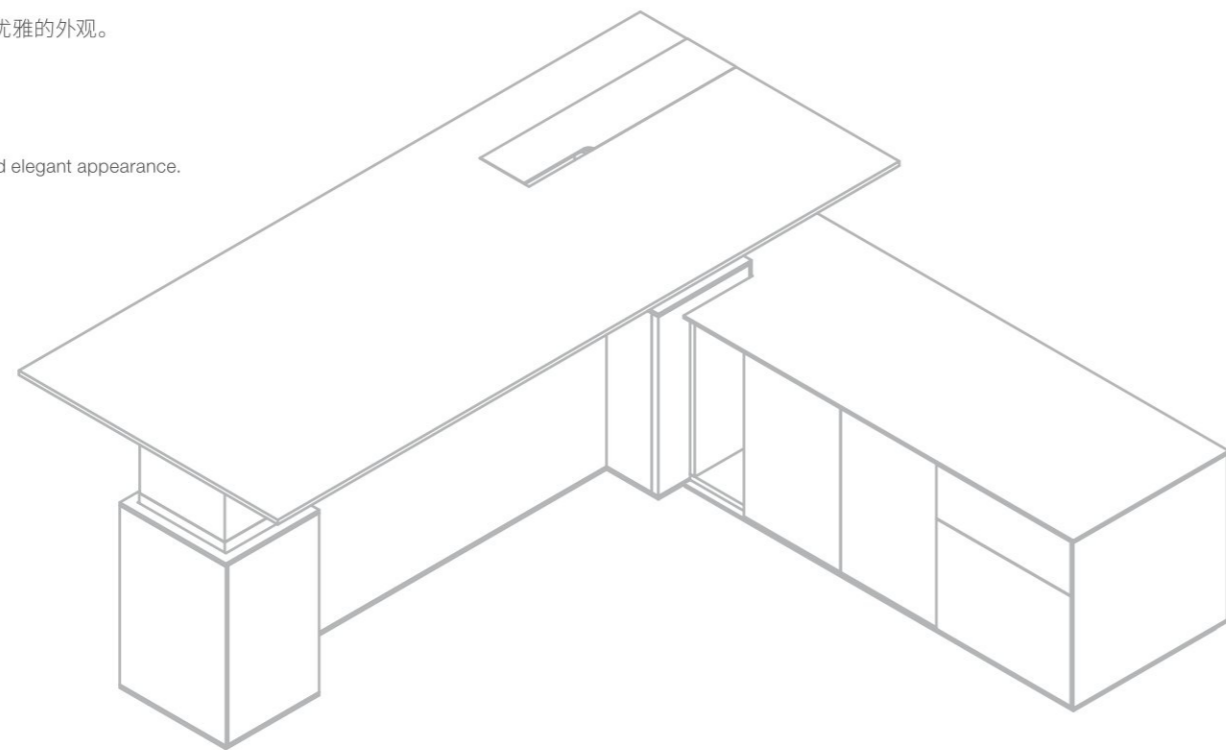
# KASSETT

## 卡赛特

可升降  
Liftable

卡赛特走在了时代的前沿，无论你在哪个平面思考问题，通过智能升降系统，卡赛特每次都能快速调整至你所在的平面，同时不破坏其简约优雅的外观。对于需要灵活办公的空间来说，它是最理想的解决方案。

Kassett is at the forefront of the times.  
No matter which plane you are thinking about, through the intelligent lifting system, Kassett can quickly adjust to the plane you are on every time without destroying its simple and elegant appearance. It is the most ideal solution for spaces that require a flexible office.



KAS-卡赛特

KAS-DC-2421 2249×2120×735~1135H

KAS-DC-2621 2549×2120×735~1135H

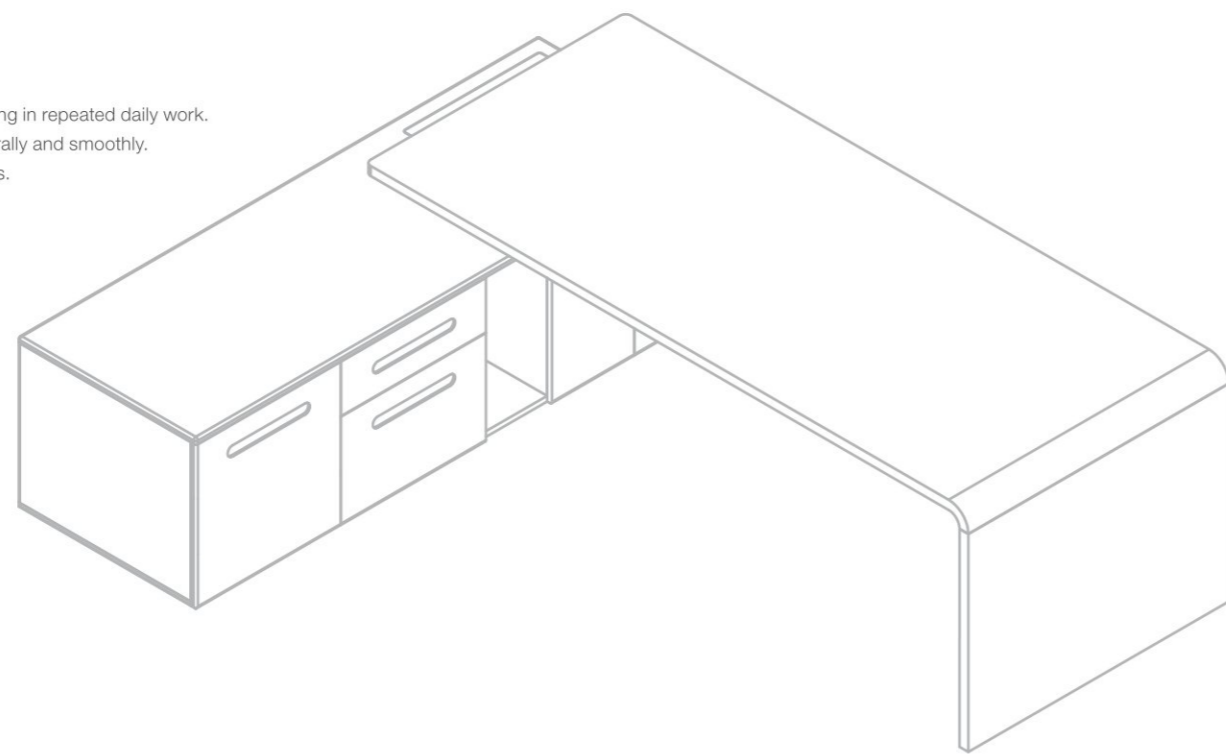


# LANDY

## 兰迪

特色的设计会打破束缚,让人在反复的日常工作中跳出思维的限制。  
兰迪优雅的倒弧角,让拼接的两块面板看似一个整体,自然流畅,  
而曲直相连的线条亦透着刚柔并济的微妙。

The characteristic design will break the shackles and let people jump out of the limits of thinking in repeated daily work.  
Landy's elegant inverted corners make the two panels that are spliced look like a whole, naturally and smoothly.  
The straight lines connected with curved lines also reveal the subtleties of rigidity and softness.



LAD-兰迪  
LAD-D2421 2400×2100×760H  
LAD-D2621 2600×2125×760H

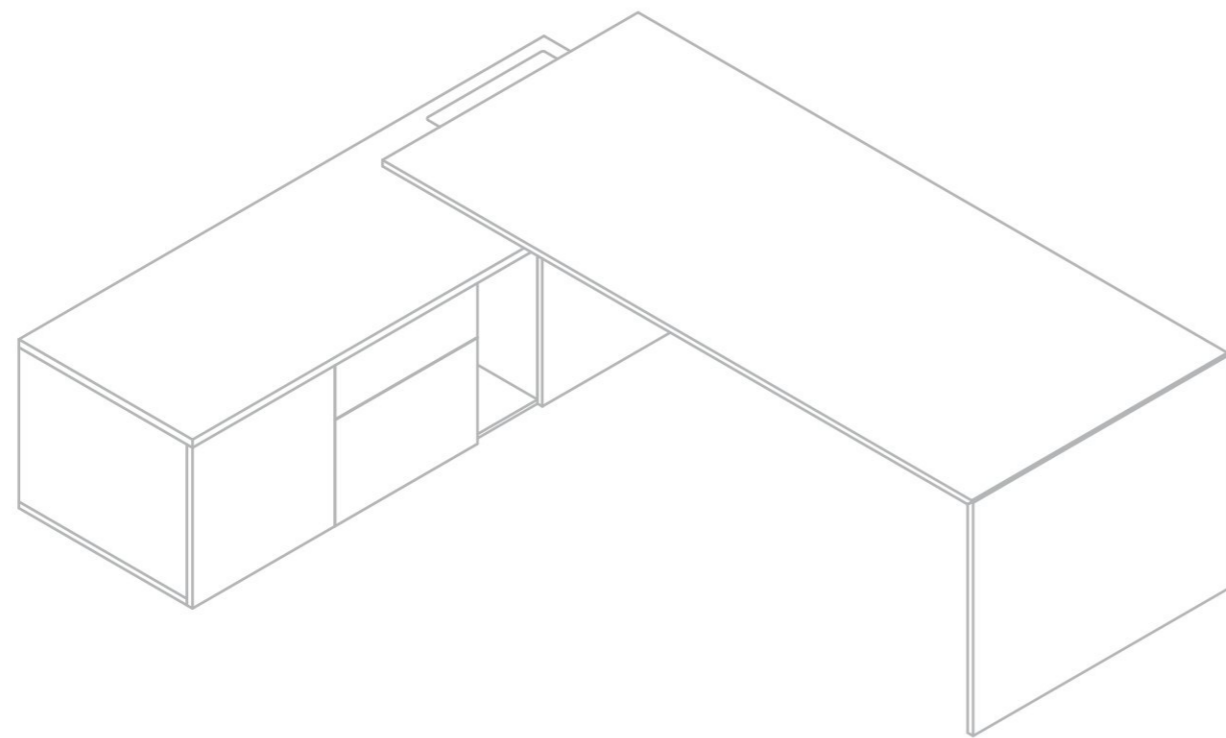


# LANGE

## 兰格

理性与温情的结合体，兰格传达着对生活品味的追求。  
硬朗的直线造型与薄边内切面设计，在简单随性中窥见细处的着笔，  
灵秀之气就这般不经意地显露出来。

As a combination of rationality and warmth, Lange conveys the pursuit of lifestyle.  
Through the tough straight-line shape and thin-edged inner surface design,  
you can glimpse the handling of the details in the simplicity and casualness,  
and the spirit of beauty is so inadvertently revealed.



### LAN-兰格

LAN-D2221 2200×2100×760H

LAN-D2421 2400×2100×760H

LAN-D2621 2600×2100×760H

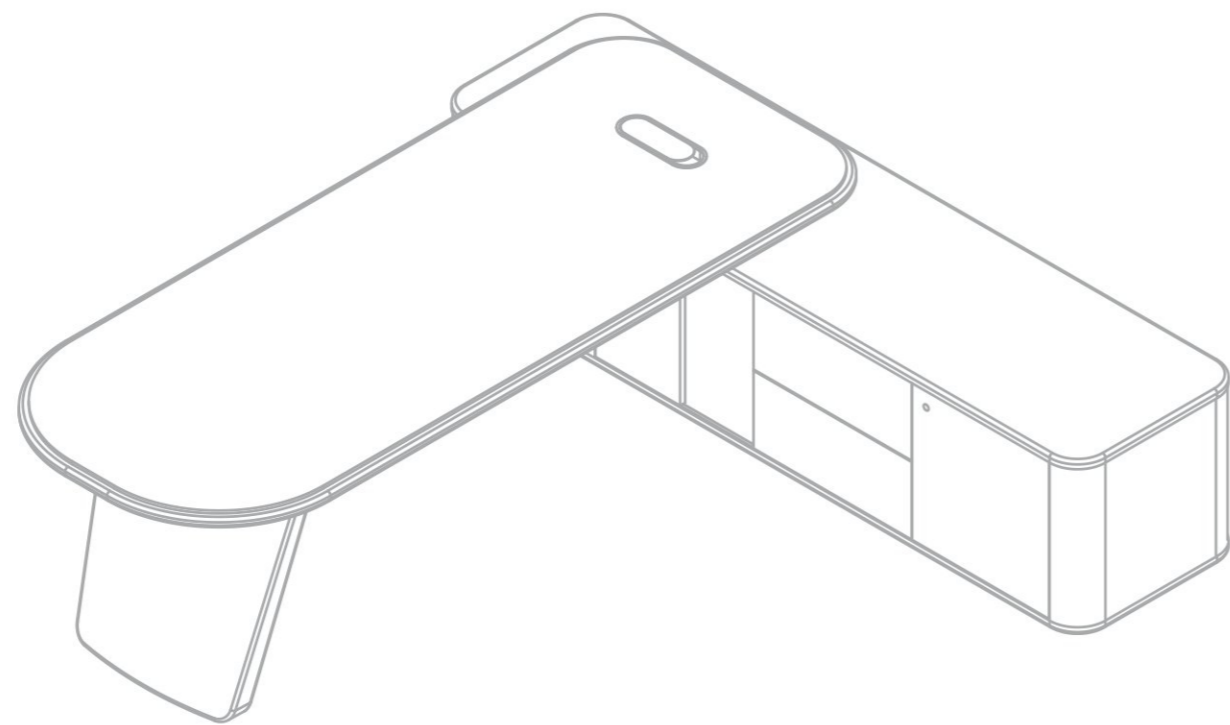


# COLEMAN

## 科尔曼

中国古代的钱币，外圆内方。  
科尔曼班台台面融合方圆文化元素，  
有方有圆，方是刚，圆是柔，刚柔并济，展现特有的造型之美，  
以往附柜外侧空间常设计成封闭式，  
考虑提高空间利用率，科尔曼附柜外侧设计敞格，  
用户可存放书籍、绿植、茶具等，  
注重美观的同时又极具使用体验。

Ancient Chinese coins have an outer circle and an inner square.  
Coleman's desktop integrates the cultural elements of the chinese coin,  
there is a square and a circle, the square is rigid, the circle is soft,  
the combination of rigidity and softness, shows the unique beauty of shape,  
in the past, the outer space of the attached cabinet was often designed as a closed form,  
considering the improvement of space utilization,  
the outer side of Coleman's attached cabinet is designed with open grids,  
users can store books, green plants, tea sets, etc...



### COL-科尔曼

COL-D2323 2350×2300×760H

COL-D2523 2550×2300×760H

COL-D2723 2750×2300×760H

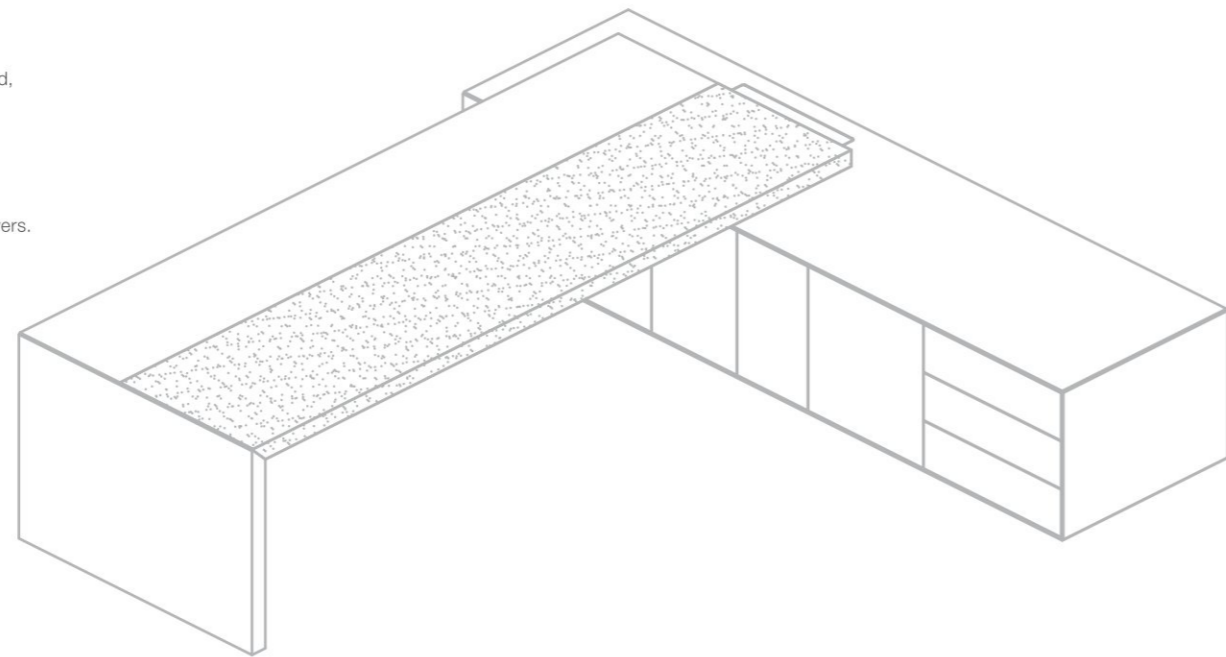


# NOAH

## 诺亚

设计灵感来源于《创世纪》中的诺亚方舟故事，外观设计简洁大方，黑色与白色演绎经典。主台分两块，台面皮垫板和台面前板，造型上利用材质的不同混搭，丰富视觉效果，皮垫处触感舒适，适合长期办公。附柜门板均采用按弹机构，抽屉配18寸（450mm）百隆隐藏式反弹导轨，附柜前端则使用拉丝效果防火板，层次丰富。

The design is inspired by the story of Noah's Ark in "Genesis", the exterior design is simple and elegant, with a classic interpretation of black and white. The main desk is divided into two pieces, the desktop leather pad and the desktop front board, the styling uses different mixes of materials to enrich the visual effects, the leather pad feels comfortable to the touch, suitable for long-term office. The door panels of the attached cabinets all adopt the spring mechanism, and the drawers are equipped with 18-inch (450mm) Blum hidden rebound guide rails, the front end of the attached cabinet uses a brushed effect fireproof board, which is rich in layers.



### NOA-诺亚

NOA-DA-2424 2400×2400×760H  
NOA-DA-2624 2600×2400×760H  
NOA-DA-2827 2800×2700×760H  
NOA-DA-3027 3000×2700×760H  
NOA-DA-3227 3200×2700×760H

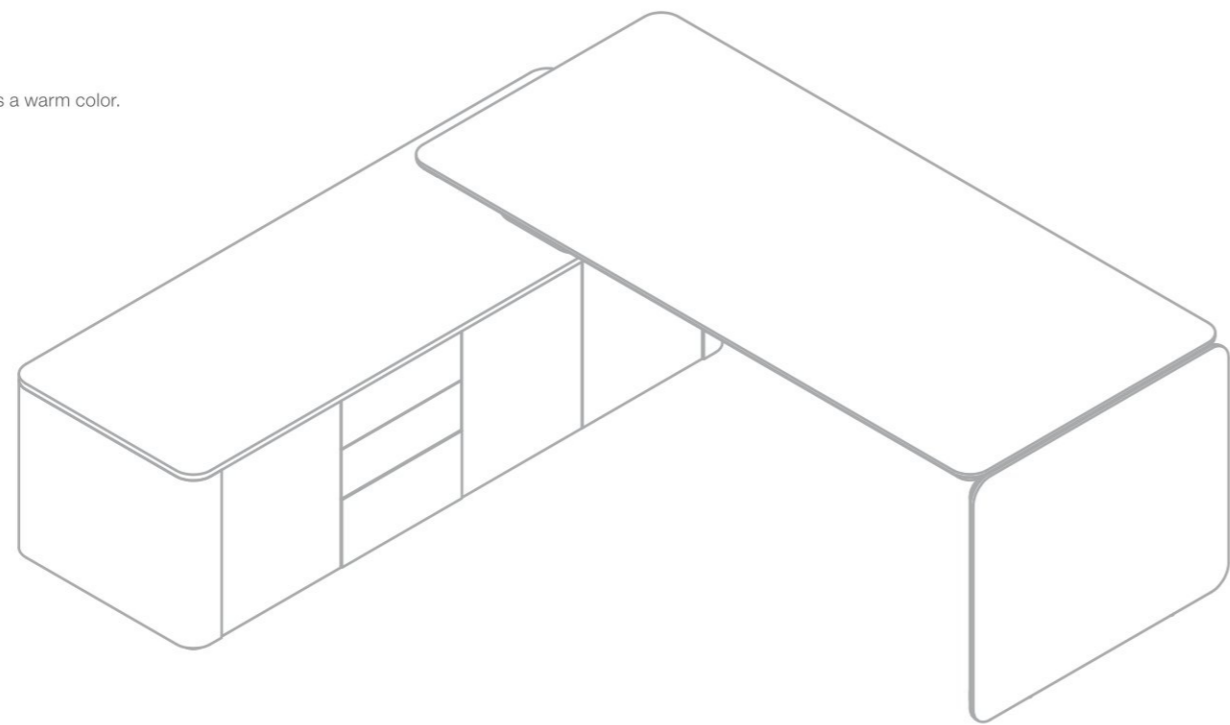


# CHRIS

## 克里斯

搭配浅色系的斑马木纹，轻与柔的结合给克里斯抹上了温馨的色彩。  
而斑马木纹与晨曦白的结合，让克里斯不乏明快的气息，  
从而给空间增添一抹平和、灵动的身姿。

With the light-colored zebra wood grain, the combination of lightness and softness gives Chris a warm color.  
And the combination of zebra wood grain and dawn white gives Chris a bright feeling.



### CRS-克里斯

CRS-D2221 2200×2100×760H

CRS-D2421 2400×2100×760H

CRS-D2621 2600×2100×760H

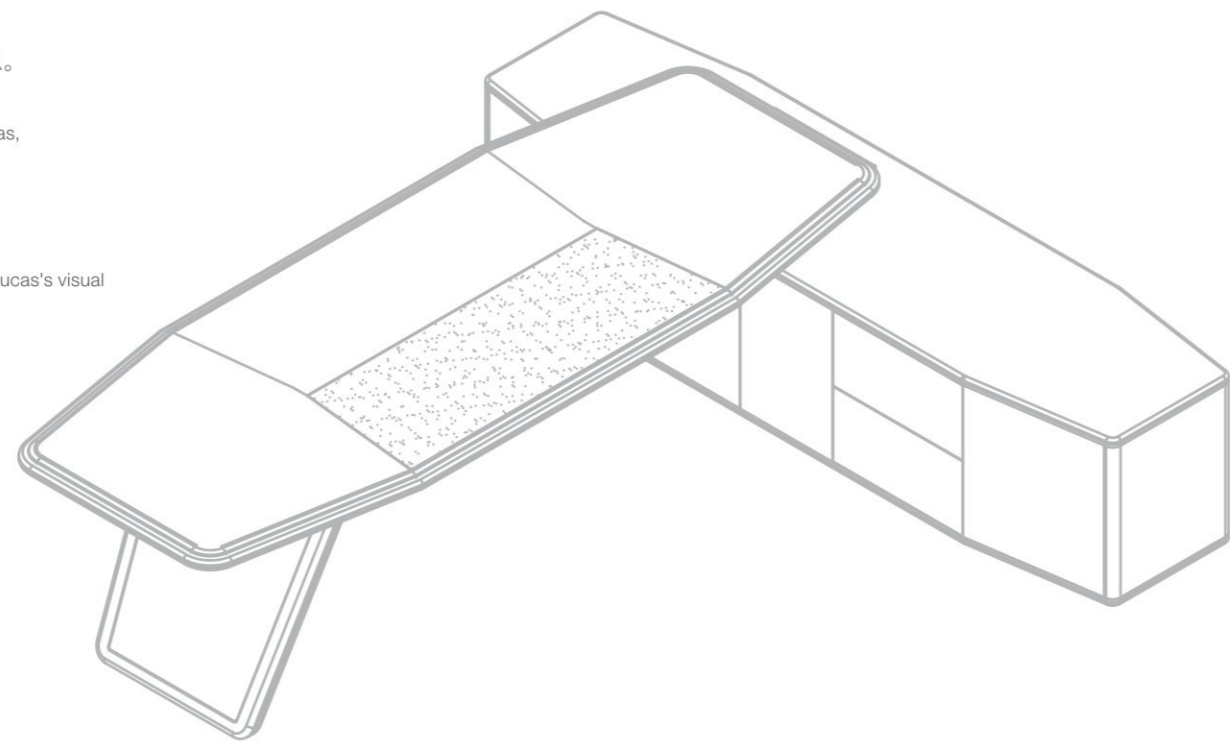


# LUCAS

## 卢卡斯

卢卡斯寓意为友善与厚道，  
设计灵感来源于中国著名建造师马岩松为“星战之父”乔治·卢卡斯叙事博物馆的外观设计。  
卢卡斯班台采用与众不同的船型造型，  
船形设计的台面及前档板寓意着一帆风顺，扬帆起航，  
行政桌面镶嵌式皮垫板，整体间色美观，沉稳大气，  
采用扞皮工艺，触感温和，使班台的设计层次分明，  
木纹色与卡其灰仿皮漆的完美结合，提升了卢卡斯视觉上的稳重感，又不失现代气息。

Lucas means friendliness and kindness,  
the design inspiration comes from the exterior design of the narrative Museum of George Lucas,  
which is "father of Star Wars", by Ma Yansong, a famous Chinese architect.  
Lucas Executive Desk adopts the distinctive shape of the ship,  
the executive desktop is inlaid with leather pads, the overall color is magnificent and sedate,  
gentle to the touch, the design of the Lucas desk is clear.  
the perfect combination of wood grain color and khaki grey imitation leather paint enhances Lucas's visual  
sense of stability without losing its modern flavor.



### LUC-卢卡斯

LUC-D2424 2400×2400×760H

LUC-D2624 2600×2400×760H

LUC-D2824 2800×2400×760H

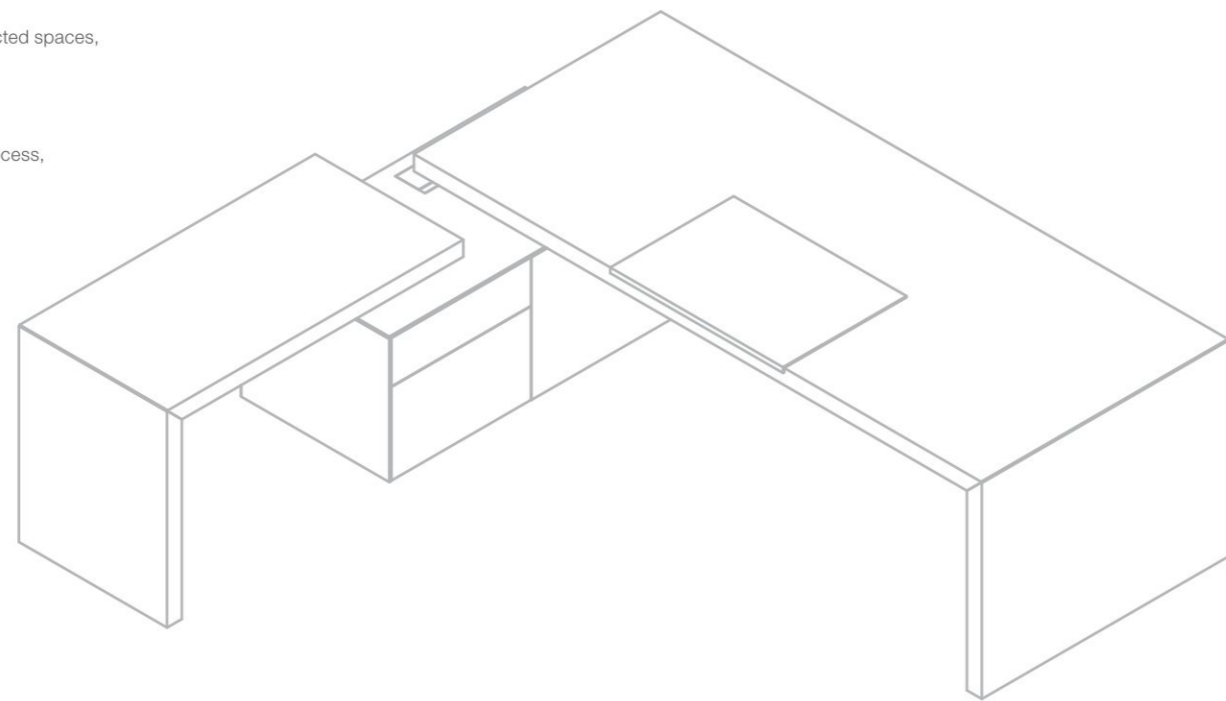


# BOKLEIS

## 博克雷斯

博克雷斯凭借着简单明晰的几何组合构建交错连结的空间，引导光影在空隙间游走，使空间感更加丰厚。几何的规矩与叠放的错落，一收一放、一静一动间，平添了些生机。自然本色的木纹面板与环保的粉末喷涂工艺搭配，质朴而和谐，风度翩然。

Bokleis relies on simple and clear geometric combinations to construct interlaced and connected spaces, guiding light and shadow to walk between the gaps, making the sense of space richer. The organized geometry and the disorder of stacking add vitality between convergence and release, stillness and movement. The natural wood grain panel is matched with the environmentally friendly powder coating process, which is simple and harmonious, and the style is elegant.



### BOK-博克雷斯

BOK-D2322 2300×2200×760H

BOK-D2524 2500×2400×760H

BOK-D2624 2600×2400×760H



# PUGLIA

## 普利亚

设计灵感来源于意大利普利亚地区。

普利亚盛产大理石，很多教堂建筑都是用大理石建造的，在落日的余晖下熠熠生辉，因而也赋予普利亚美好的想象。

普利亚班台台面内侧导直角，美观大方，

挡板为一整块，将主台与附台连接成一个整体，附柜面板上覆盖(15mm厚)雅士白大理石。

附柜门板配按弹机构不配拉手，柜体整体统一，柜门轻轻按压，即刻打开。

会议桌台面中间使用仿皮漆，呈现出不同木纹的对比效果，标配翻转线盒，保证台面美观。

The design is inspired by the Puglia region of Italy.

Puglia is rich in marble, and many churches are built with marble,

which glistens in the sunset afterglow, thus giving a beautiful imagination to the Puglia Executive Desk.

Puglia Executive Desk desktop has a right angle on the inside, which is beautiful and elegant,

the backsplash is a single piece, which connects the main desk with the annex desk as a whole,

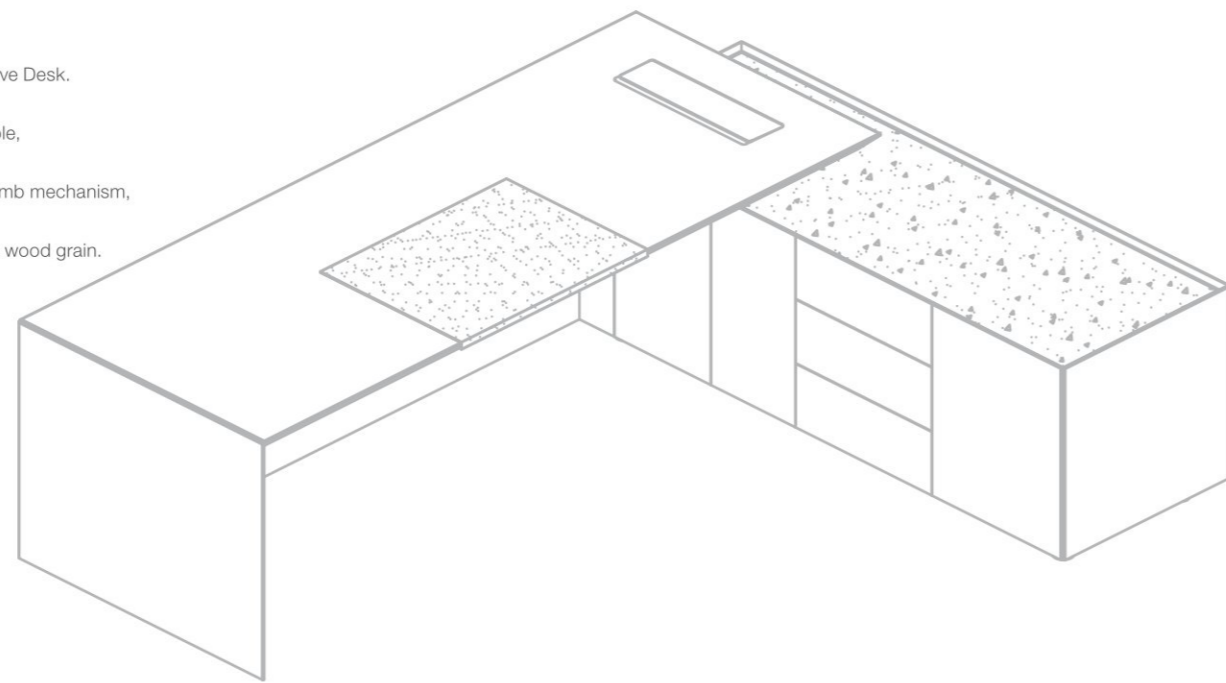
the panel of the attached cabinet is covered with (15mm thick) Yash White marble.

The door panel of the attached cabinet is not equipped with a pull handle but with a press-bomb mechanism,

the cabinet body is unified as a whole, and the door opens instantly when pressed gently.

The middle of the desktop uses imitation leather paint, showing the contrast effect of different wood grain.

The standard configuration of the flip line box ensures the beauty of the desktop.



### PUG-普利亚

PUG-D2220 2200×2075×760H

PUG-D2421 2400×2100×760H

PUG-D2621 2600×2125×760H

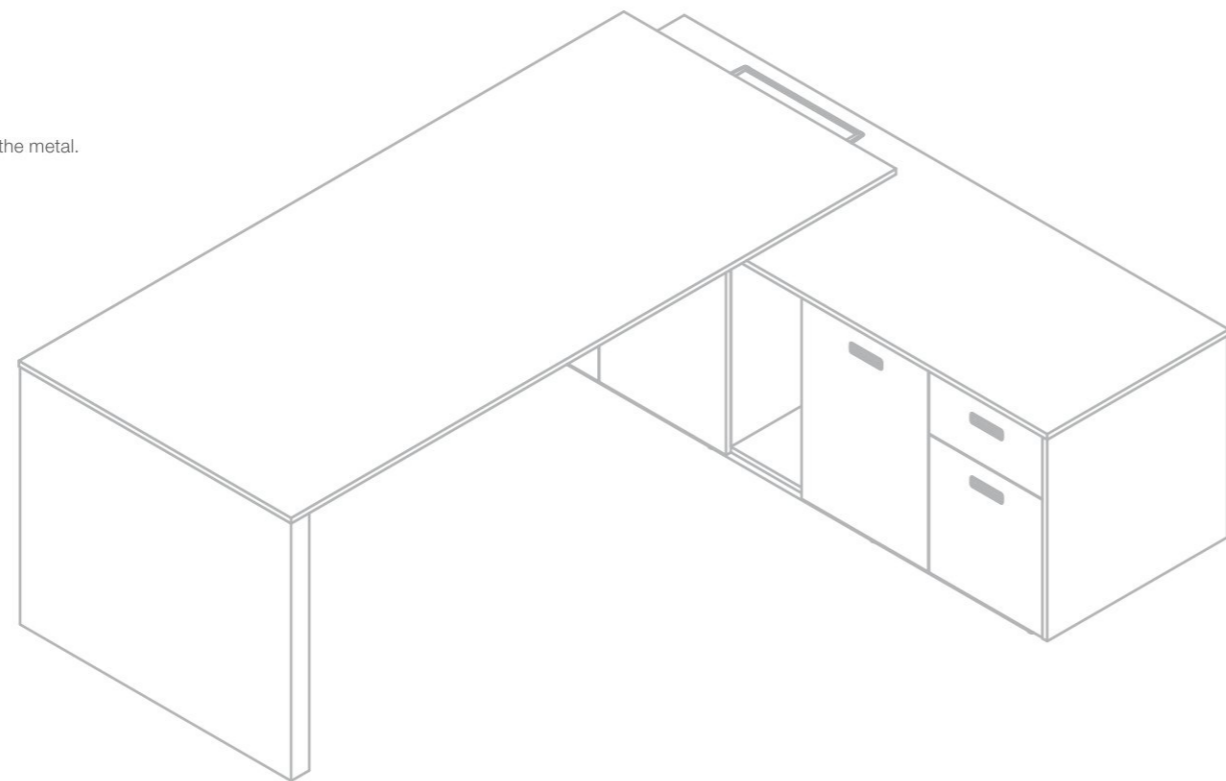


# CONDOR

## 刚铎

刚铎，响应其名，刚铎稳固，朴实无华。  
主台底部铝合金托边设计，透着金属硬气。  
木质与金属巧妙融合，突破材质单一，非但不显突兀，更有一股凛然的正气。  
直白有力的线条设计，简约现代的风格处理，独具匠心，体现精工之美。

Condor, in response to its name, is rigid and solid, unpretentious.  
The design of the aluminum alloy bracket at the bottom of the main desk has the hardness of the metal.  
The clever integration of wood and metal breaks through the single material,  
not only does it not look abrupt, but also has awe-inspiring righteousness.  
The straightforward and powerful line design, simple and modern style processing,  
having an inventive mind, reflecting the beauty of fine workmanship.



### CON-刚铎

CD-A-D1616 1600×1600×760H  
CD-A-D1816 1800×1600×760H  
CD-A-D2018 2000×1800×760H  
CD-A-D2220 2200×2000×760H

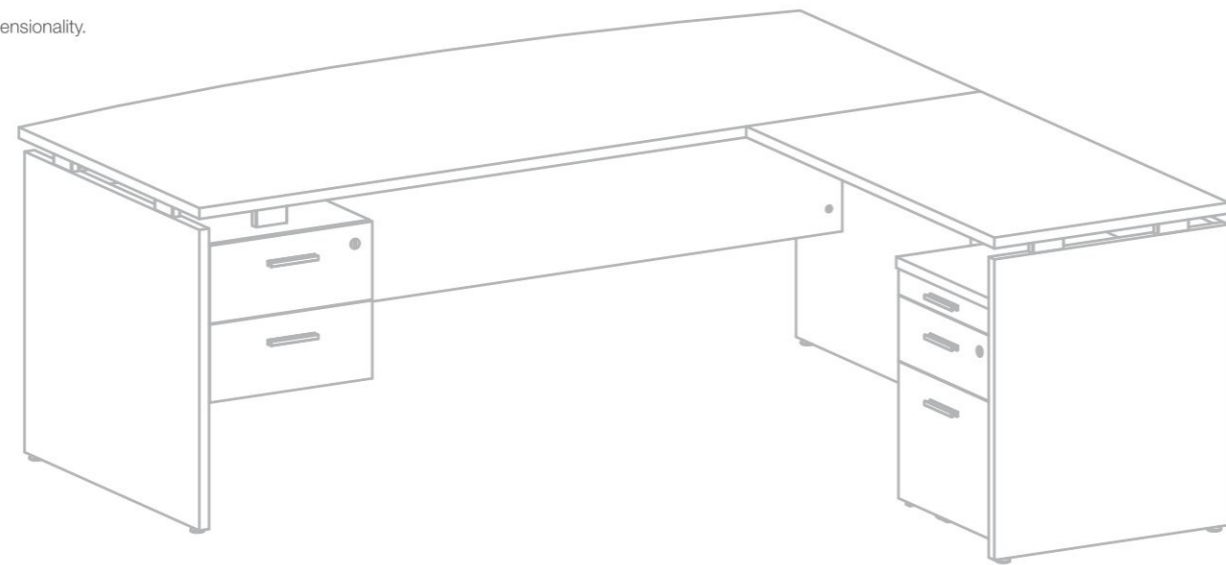


# CASA

## 卡萨

卡萨班台, 大方优雅, 实用性与经济性兼具。  
台面向外作弧形设计, 打破一贯平整的姿态, 让空间更富有张力。  
台面与台脚采用了具装饰性的铝合金模块连接,  
看似悬空设计, 实则稳定坚固, 尽现立体之美感。  
活动附柜多样化的空间设计, 满足不同存储需求。

Casa Executive Desk is generous and elegant, both practical and economical.  
The desktop is curved outward, breaking the usual flat posture and making the space more tenser.  
The desktop and the foot are connected by decorative aluminum modules.  
The design appears to be suspended, but it is stable and solid, showing the beauty of three-dimensionality.  
Diversified space design of the movable cabinet can meet different storage needs.



### CAS-卡萨

CAS-D1617A 1600×1700×750H  
CAS-D1818A 1800×1800×750H  
CAS-D2020A 2000×2000×750H

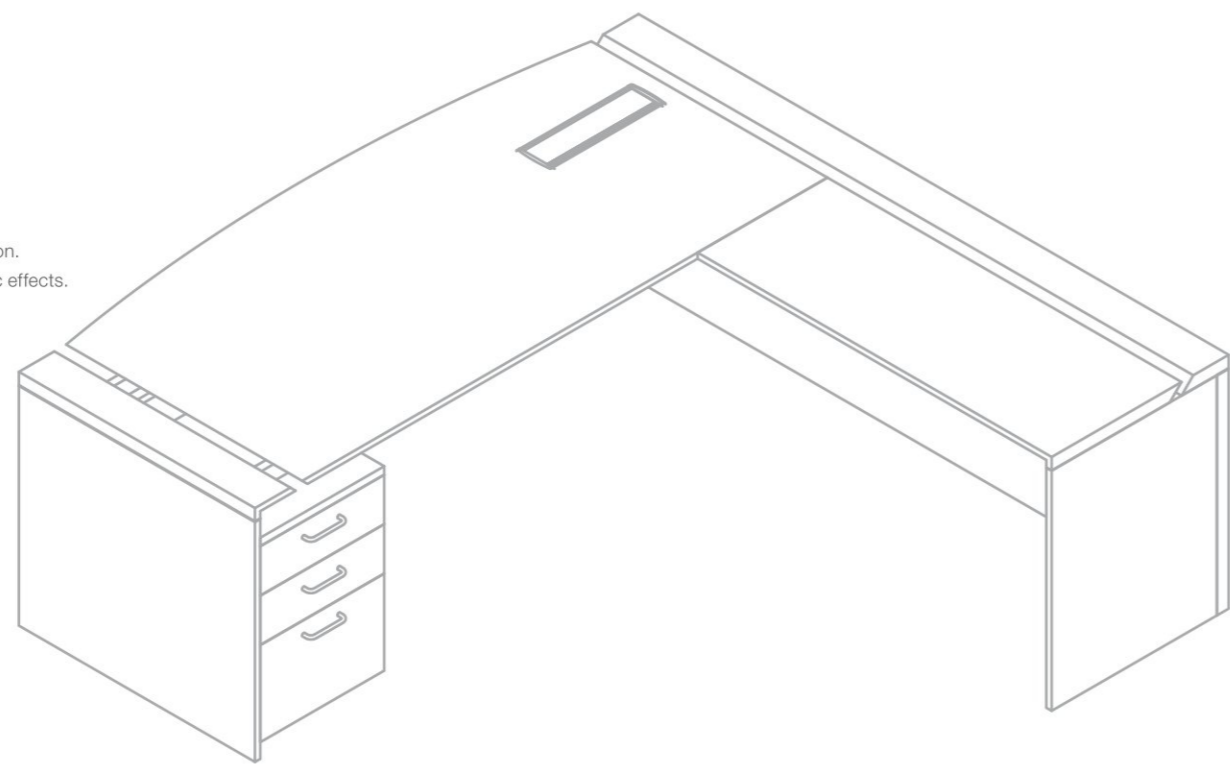


# IVAN

## 伊凡

极富设计感的伊凡，在冲突中寻求融合，将对比和统一的关系处理得恰到好处。两侧灰色仿皮漆桌脚夹杂浅胡桃面板，明显的分色以及隔空的分离，产生了视觉的冲击，却又能在对比中平衡。面板全做了导斜边处理，硬朗又不失纤薄的形象抢占眼球，而这种轻与整体的重色又形成了对冲，让伊凡有了多重的艺术效果。

Ivan, who has a great sense of design, seeks integration in the collision, and handles the relationship between contrast and unity just right. Gray imitation leather lacquer legs on both sides are mixed with light walnut panels. The obvious color separation and the separation of the spaces create a visual impact, yet balanced in the comparison. The panels are all treated with beveled edges, and the tough and thin image grabs the attention. And this lightness forms a counterpoint to the overall heavy color, giving Ivan a multiple artistic effects.



IVA-伊凡  
IVA-D1920 1900×2030×760H  
IVA-D2120 2100×2080×760H  
IVA-D2322 2300×2250×760H





CLASSIC  
SOLID WOOD  
SERIES

—  
实木经典

品味，在时光中传承；格调，在雕刻中经典。

Taste is transmitted in the time; Style is sculptured in the classic.

# CLASSIC SOLID WOOD SERIES

实木经典

阿瑞斯 Ares	P 35
亚历山大 Alexander	P 37
君帝 Grandi	P 39
承德 Chengteh	P 41
雷克斯 Rex	P 43
赫美斯 Hermes	P 45
赫尔曼 Herman	P 47
博睿 Borui	P 49
奈尔 Knurl	P 51
长城 The Great Wall	P 53
欧莱 Olay	P 55

# ARES

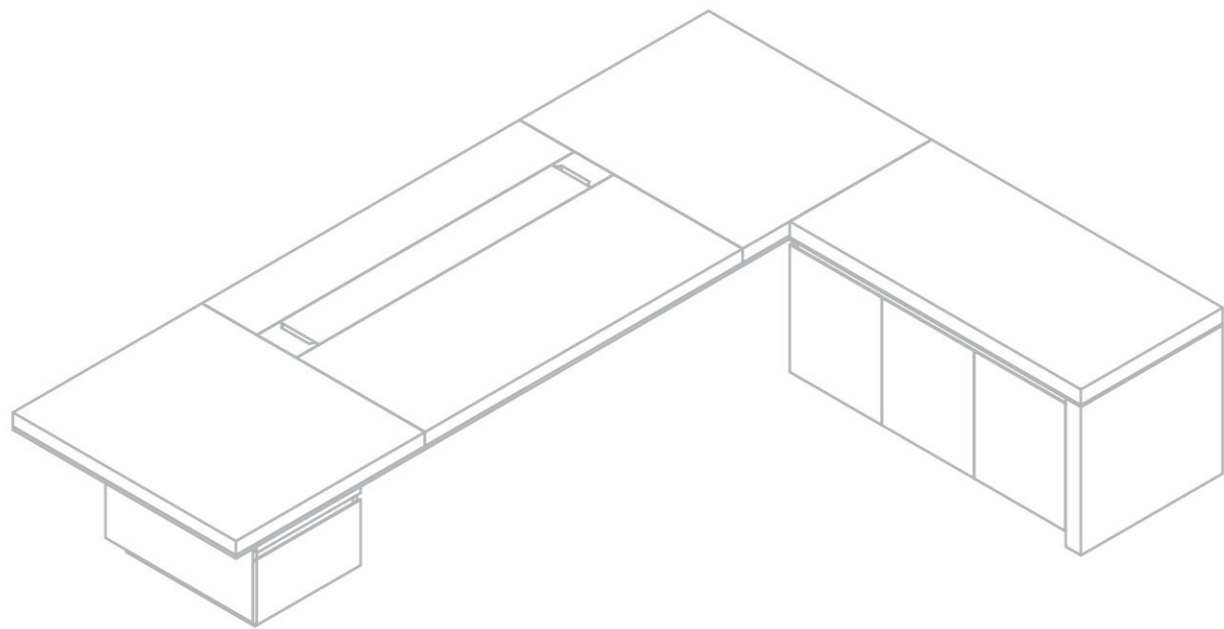
## 阿瑞斯

阿瑞斯采用主附台同一水平线的设计, 呈现出一马平川般的广阔视野。  
整体运用钢木混搭的结构, 沉静古雅的黑檀木纹搭配清冷铮亮的金属饰条,  
更有台面石英石线盖的嵌入, 恰到好处地将现代工业元素与中国古典元素相融,  
从而解读出阿瑞斯更丰富的内蕴。

Ares adopts the design of the same horizontal line as the main and attached desk,  
presenting a broad field of vision.  
The overall use of steel and wood mixed structure together with the quiet and quaint  
ebony wood grain is matched perfectly with the cool and bright metal trim.  
The desktop quartz stone line cover is embedded,  
seamlessly blending the modern industrial elements with the Chinese classical elements.  
This way, one can interpret the richer inner meaning of Ares.

### ARS-阿瑞斯

ARS-D2823 2820×2310×760H  
ARS-D3023 3020×2310×760H  
ARS-D3226 3280×2620×760H  
ARS-D3627 3680×2720×760H  
ARS-D4030 4080×3020×760H

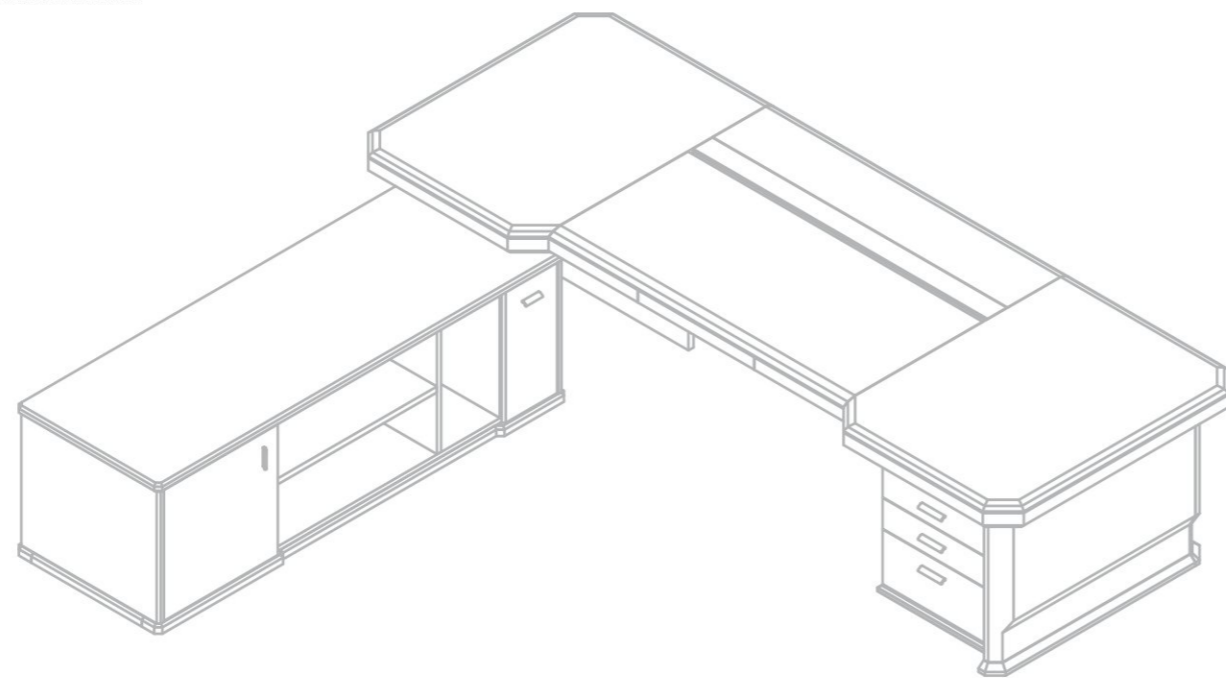


# ALEXANDER

## 亚历山大


岁月印鉴经典，造就卓越品位。亚历山大，是经典品位的制造者。  
班台设计沿袭了中式传统的风格，气韵悠扬。两端对称的设计，强调出一种大气庄重之美。  
规矩的几何切割，是面与线的完美融合，凝练出浑厚端正的气质。  
背柜引入博古架结构，勾勒出完美柜型，让整体空间更恢宏。

The years mark the classics and create excellent taste. Alexander is the very first embodiment of classic taste.  
The design of the executive desk follows the traditional Chinese style with a graceful flavor.  
The symmetrical design at both ends emphasizes an majestic and dignified beauty.  
The regular geometric cutting is a perfect fusion of surface and line,  
condensing a mellow and dignified temperament.  
The back cabinet introduces the structure of the Bogu shelf,  
outlining the perfect cabinet shape and making the overall space more magnificent.



### ALE-亚历山大

ALE-D2929 2900×2950×760H  
ALE-D3230 3200×3000×760H  
ALE-D3632 3600×3250×760H  
ALE-D4033 4000×3300×760H

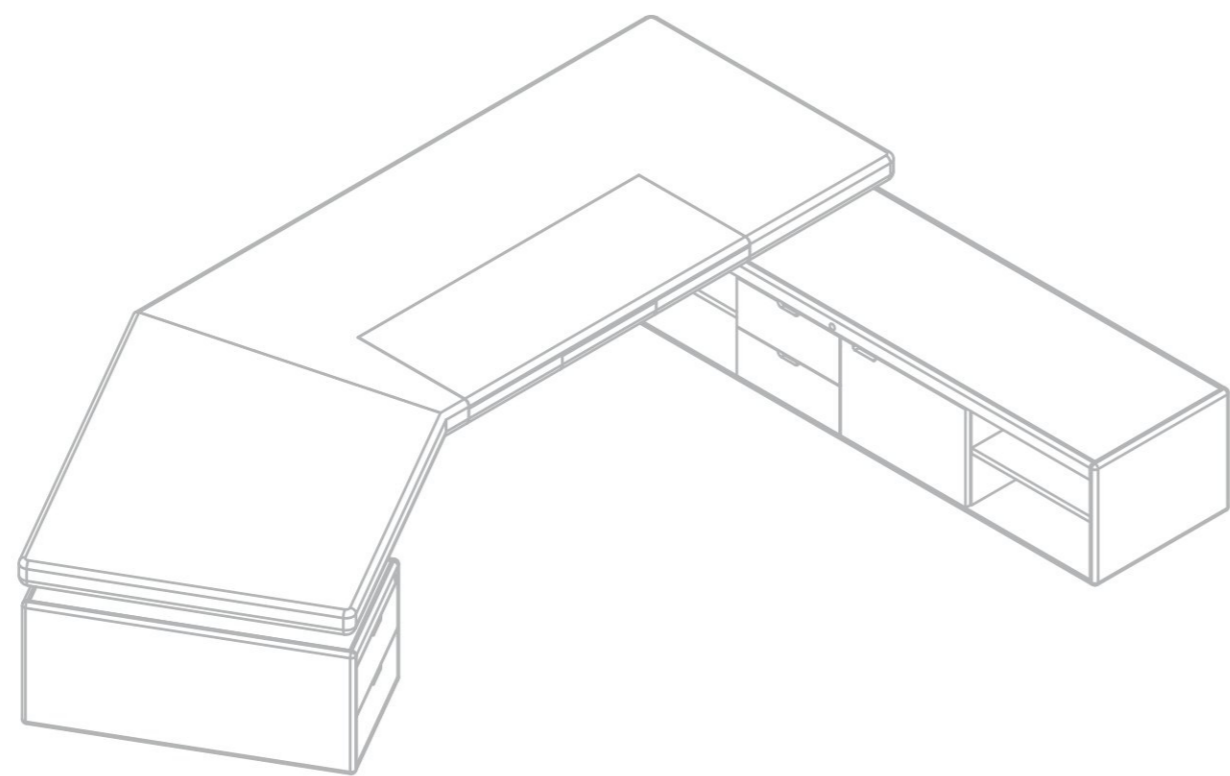


# GRANDI

## 君帝

君帝班台外观拥有雕塑般的姿仪，雄厚大气。  
单曲台面设计独特，一曲一直，浑然天成，  
划分两个区域，集办公与洽谈于一体，工作交流两不误。  
主台两边各配一个附柜，悬浮状的设计在空间中延展、叠加，实用与美感兼具。

Grandi Executive Desk has a sculptural appearance, which is strong and majestic.  
The design of the single-track desktop is unique, a bend and a straight, which is very natural,  
It was divided into two areas, integrating office and negotiation,  
you can work and communicate at the same time.  
There is an attached cabinet on each side of the main desk,  
and the suspended design extends and superimposes in the space,  
which is both practical and aesthetic.



### GRA-君帝

GRA-D2624S 2620×2400×760H

GRA-D2924S 2920×2400×760H

GRA-D3224S 3220×2400×760H

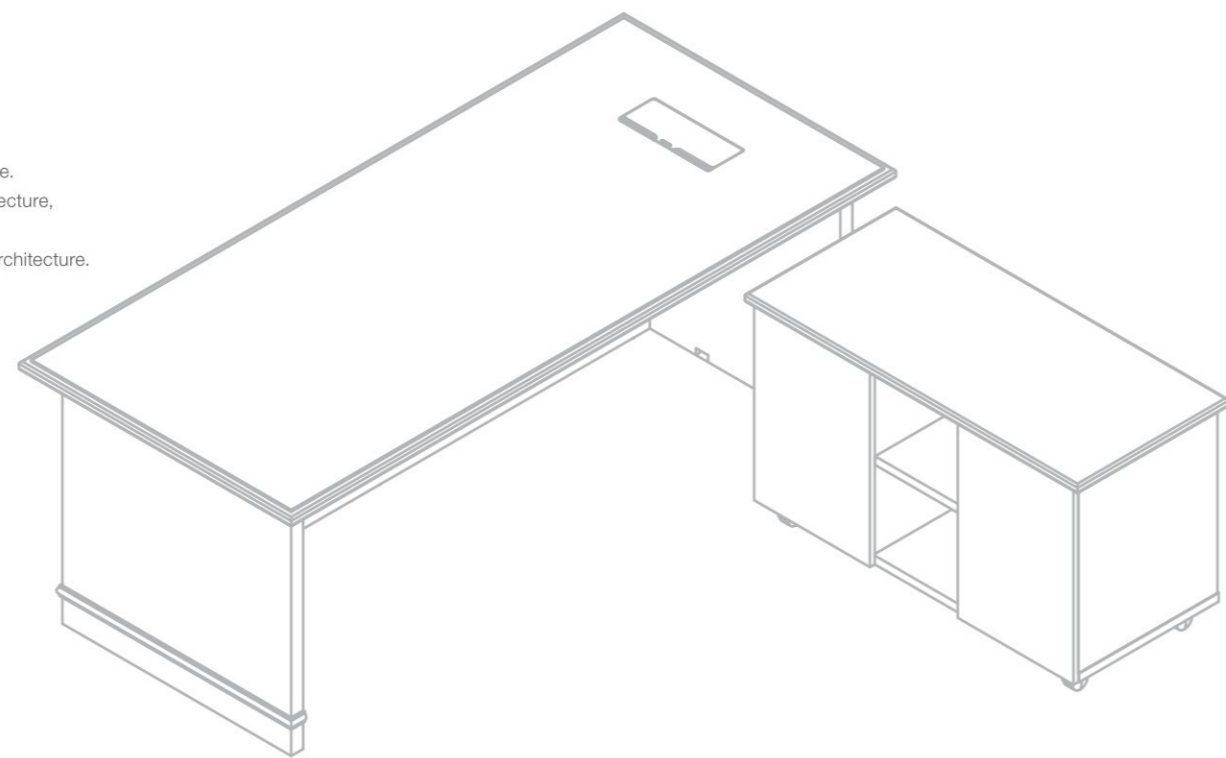


# CHENGTEH

## 承德

承德，寓意传承徽派建筑所宣扬之正统文化美德，成就大家风范。  
承德班台，承继徽派建筑精髓，典正雅致，大方得体，显露出新中式家具潮流风采。  
台面设计元素源自徽派建筑的高墙飞檐，层次分明，错落有致。  
桌脚装饰条吸收了徽派建筑地脚线的装饰形式。  
古朴文雅间增添了几分灵性，尽显徽派风韵。

Chengteh means to inherit the cultural virtues promoted by Hui style architecture and to achieve a position of authority.  
Chengde Executive Desk, inheriting the essence of Hui style architecture, is classic and elegant, generous and decent, showing the trendy style of new Chinese furniture.  
The design elements of the desktop are derived from the high wall cornices of Hui style architecture, with clear levels and scattered patterns.  
The decorative strip of the desk foot absorbs the decorative form of the foot line of Hui style architecture.  
The simple and elegant style adds a bit of spirituality, showing the charm of the Anhui style.



### CHE-承德

CHE-DB1418 1400×1850×760H  
CHE-DB1618 1600×1850×760H  
CHE-DB1819 1800×1900×760H  
CHE-DB2020 2000×2000×760H  
CHE-DB2210 2200×2100×760H

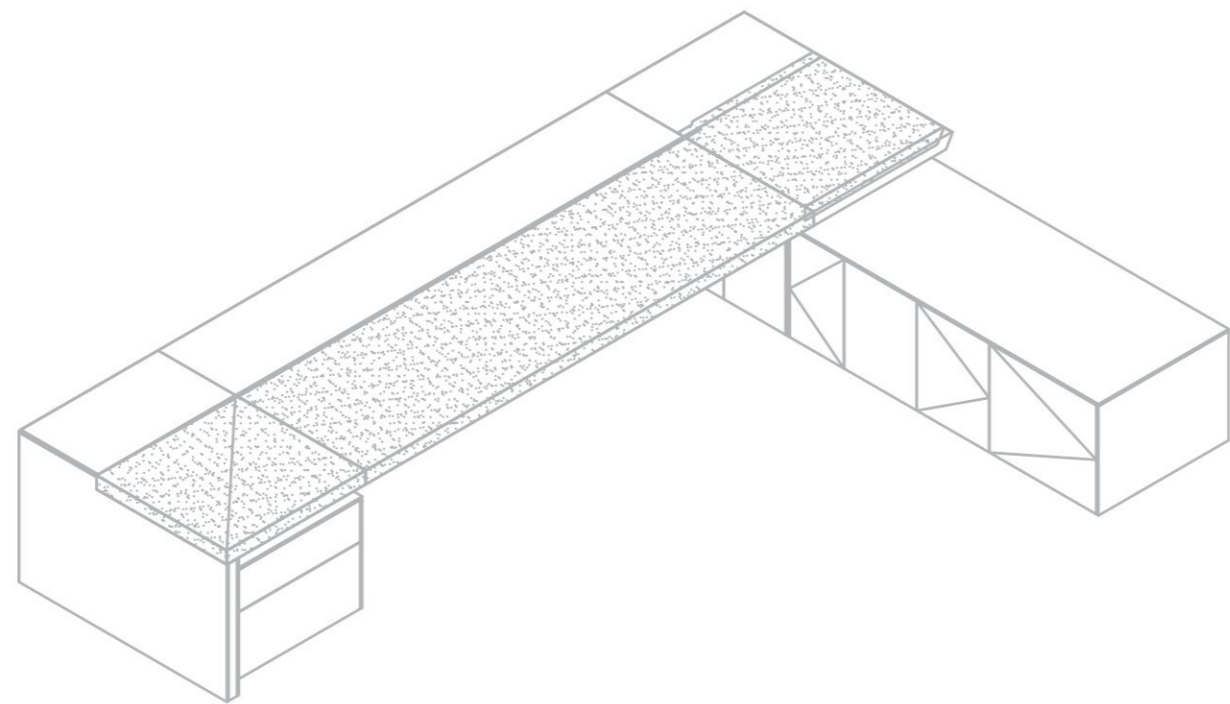


# REX

## 雷克斯

雷克斯特有的造型彰显海纳百川之意，独特的倒斜边设计，是经典与时尚的碰撞，实木与皮的结合，更是高贵与奢华的体现，无拉手柜门设计，让外观更统一。

The unique shape of Rex shows the meaning of all rivers run into the sea.  
The unique inverted beveled edge design is the collision of classic and fashion.  
The combination of solid wood and leather is the embodiment of nobility and luxury.  
The handleless door design makes the appearance more uniform.



### REX-雷克斯

REX-D3228 3280×2840×760H

REX-D3628 3680×2840×760H

REX-D4128 4180×2840×760H

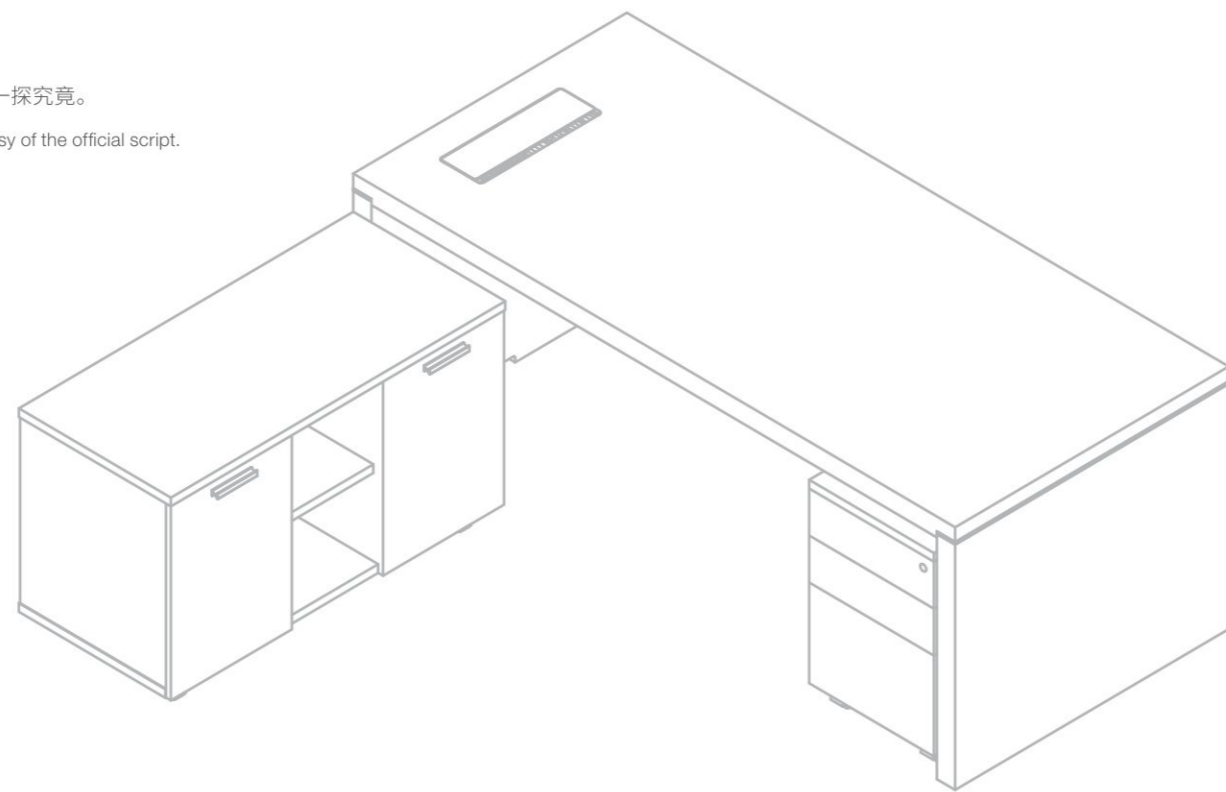


# HERMES

## 赫美斯

赫美斯取自方折的线条形态，有着隶书的正、大、简、拙，主台、桌脚厚60mm，稳重之态一览无遗，干净利落。赫美斯讲究匀整，台面两端对称内嵌铝合金饰条，拉手的铝合金材质亦相统一。赫美斯的气质，不动声色，但细细品味，却有如璞玉般的醇厚、寒泉般的深幽，引人一探究竟。

Hermes is taken from the rectangular zigzag line form, with the formal, large, simple and clumsy of the official script. The main desk and desk legs are 60mm thick, and the steady state is visible and clean. Hermes pays attention to evenness, The two ends of the desk are symmetrically embedded with aluminum alloy decorative strips, and the aluminum alloy material of the handle is also unified.



### HER-赫美斯

HER-D1719 1780×1900×760H  
HER-D1920 1980×2000×760H  
HER-D2120 2180×2050×760H  
HER-D2321 2380×2100×760H

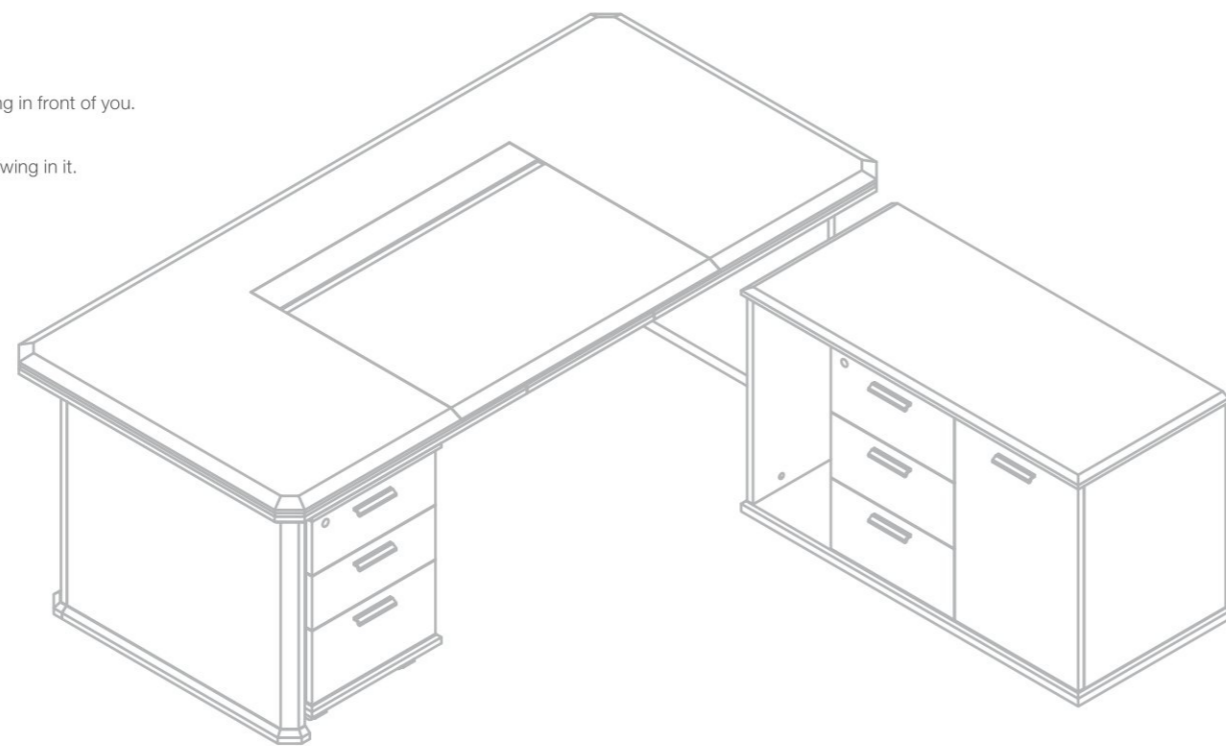


# HERMAN

## 赫尔曼

赫尔曼班台方正敦实，高洁的身姿跃于眼前，朴实无华。  
整体设计简约规范，没有过多的繁琐细节，  
让人一目了然，颇有一种“淡去浮华，禅意人生”的自然意境酝酿其中。  
台面仿皮漆融入木质结构中，朴素大气，彰显出特殊的人格风范。

Herman Executive Desk is upright and downright, with a noble and unpretentious figure leaping in front of you.  
The overall design is simple and standard, without too many tedious details,  
which makes it clear at a glance, and there is a natural mood of "fade from flashy, Zen life" brewing in it.  
The desktop imitation leather paint is integrated into the wooden structure,  
which is simple and elegant, showing a special style.



### HEM-赫尔曼

HEM-D1820 1800×2020×760H  
HEM-D2020 2000×2070×760H  
HEM-D2221 2200×2120×760H  
HEM-D2421 2400×2120×760H

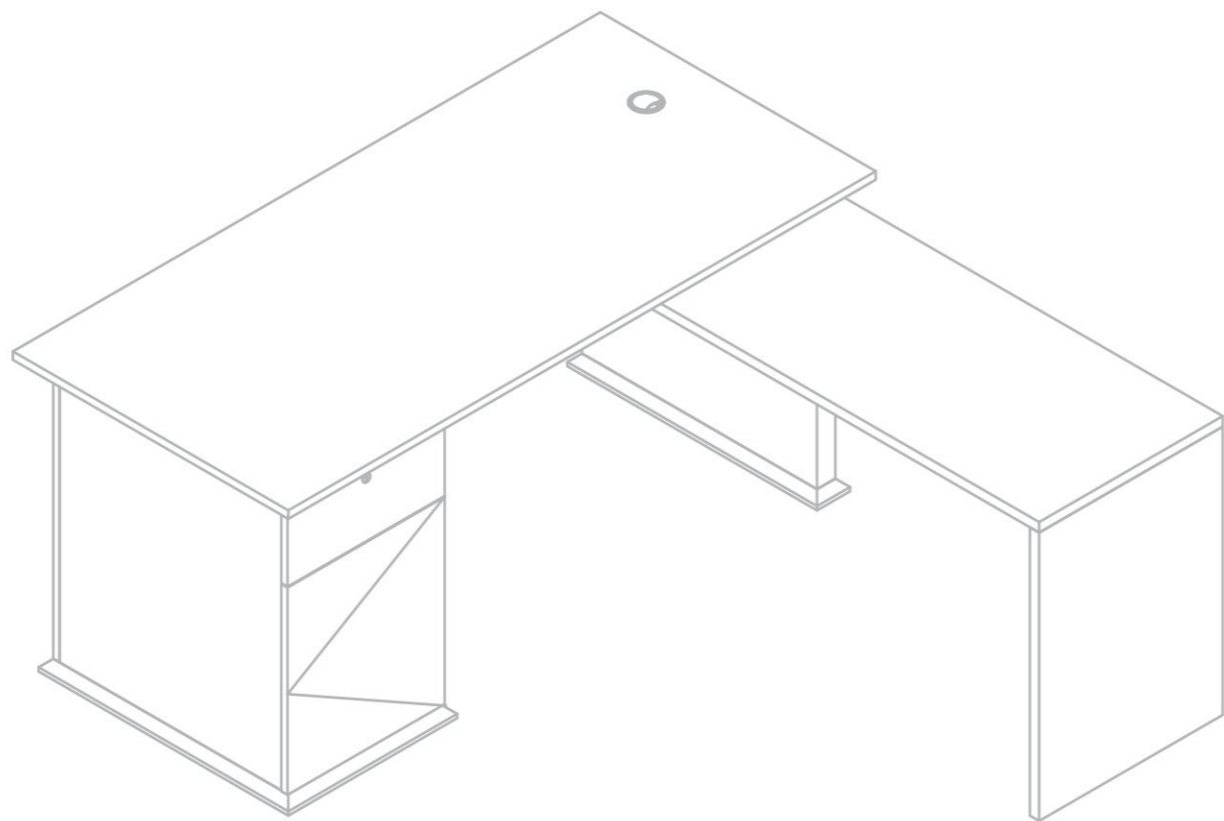


# BORUI

## 博睿

设计灵感来源于中国古建筑，  
运用古建筑屋檐元素与古典家具相结合的设计，  
整体风格古典高雅。  
造型方正，无弯曲线条，洋溢着一种稳重端庄的气场  
主台面两侧开圆形过线孔，避免杂乱，  
侧边带附台，给予使用者更多的使用空间。

The design is inspired by ancient Chinese architecture,  
combining the eaves elements of ancient buildings and classical furniture,  
the overall style is classical and elegant.  
The shape is square, without curved lines, and is permeated with a steady and dignified aura.  
The main desk has round holes on both sides to avoid clutter.  
Side with attached desk, users more space.



### BOR-博睿

BOR-DB1617 1600×1750×760H

BOR-DB1818 1800×1800×760H

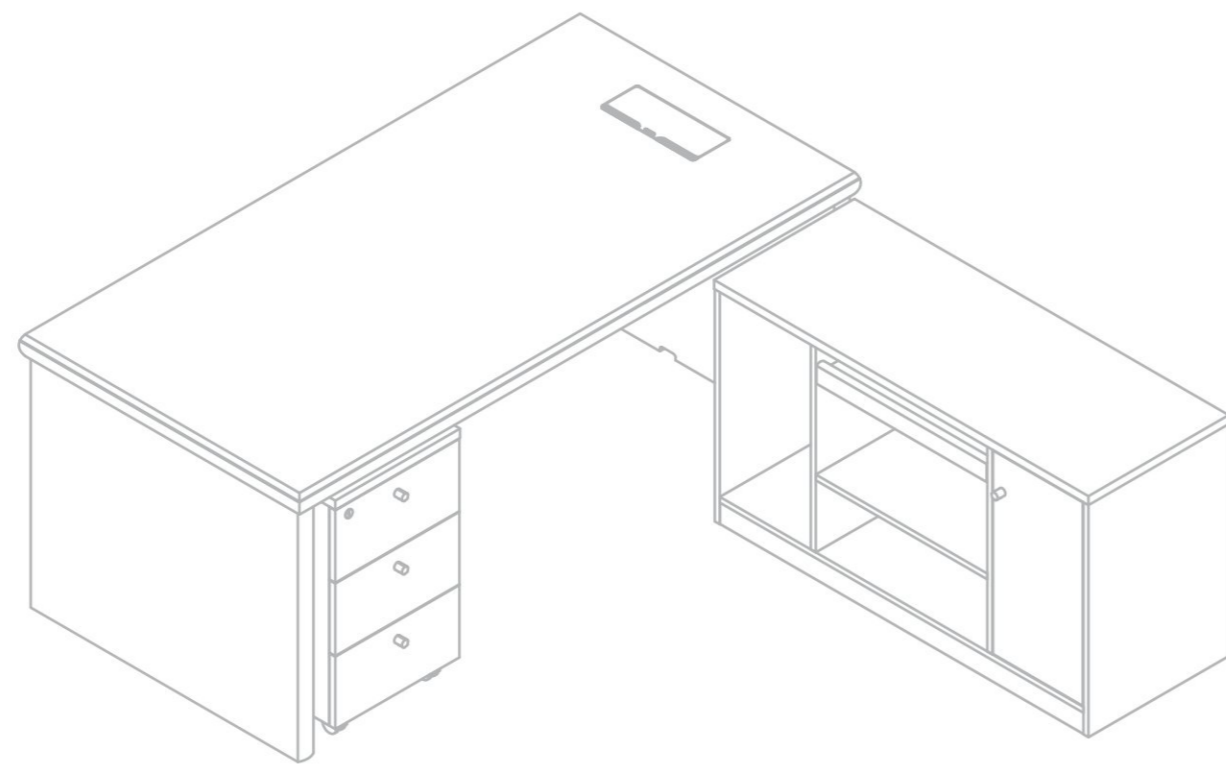


# KNURL

## 奈尔

奈尔以传统之名，构筑班台新风尚。材质温厚、稳重，让使用者感觉踏实沉稳。  
外在简明精炼，褪去繁复，返璞归真。  
圆滑台边营造协调的视觉观感，边沿刻入一道装饰线条，打破整体沉静感。  
素洁、高雅、大方，这就是奈尔内蕴的风采。

Knurl constructs a new style of executive desk in the name of tradition.  
The material is warm and stable, making the user feel solid and calm.  
The exterior is concise and refined, and the complexity is removed to return to the basics.  
The rounded edge of the desk creates a coordinated visual sense,  
and a decorative line is carved into the edge to break the overall sense of silence.



### KNU-奈尔

KNU-D1620 1600×2000×760H

KNU-D1821 1800×2100×760H

KNU-D2022 2000×2200×760H

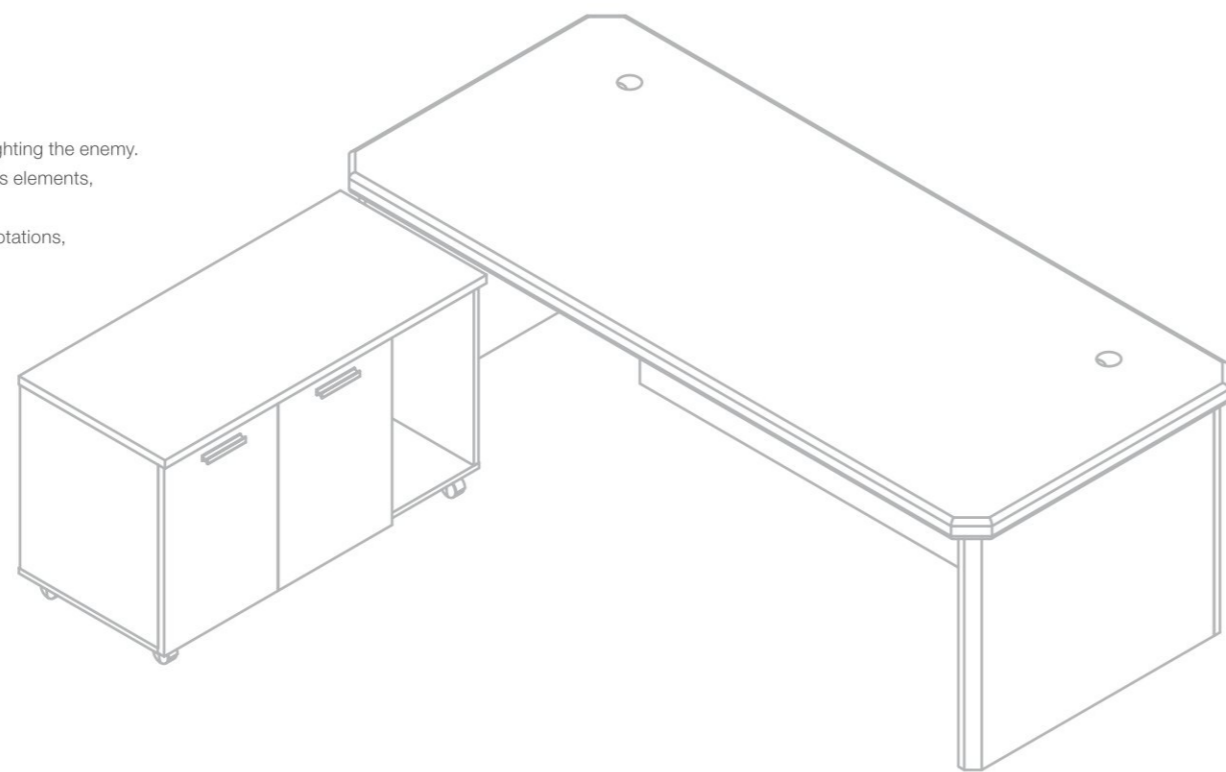


# THE GREAT WALL

## 长城

长城是中国传统文化的一个重要标志，具有抗击敌人的功能，而半包围的班台造型，借长城造型意象，提取元素，蕴意着稳重牢固，不可侵犯，故取名长城。造型糅合中国传统文化因子，简洁古朴，内蕴深远，是传统政府机关办公空间风格搭配的不二之选。班台挡板与桌脚相连，保证了用户的私密性，桌面四边导直角与桌脚造型相呼应，整体设计稳重大方。

The Great Wall is an important symbol of Chinese traditional culture and has the function of fighting the enemy. The semi-enclosed executive desk shape, borrowed from the image of the Great Wall, extracts elements, meaning that it is stable, solid and inviolable, so it is named the Great Wall. The shape blends Chinese traditional cultural factors, classic and simple, with profound connotations, it is the best choice for traditional government office space style. The executive desk baffle is connected with the desk legs to ensure the privacy of users. The overall design is stable and generous.



### TGW-长城

TGW-D2019 2000×1970×760H

TGW-D2220 2200×2020×760H

TGW-D2420 2400×2070×760H

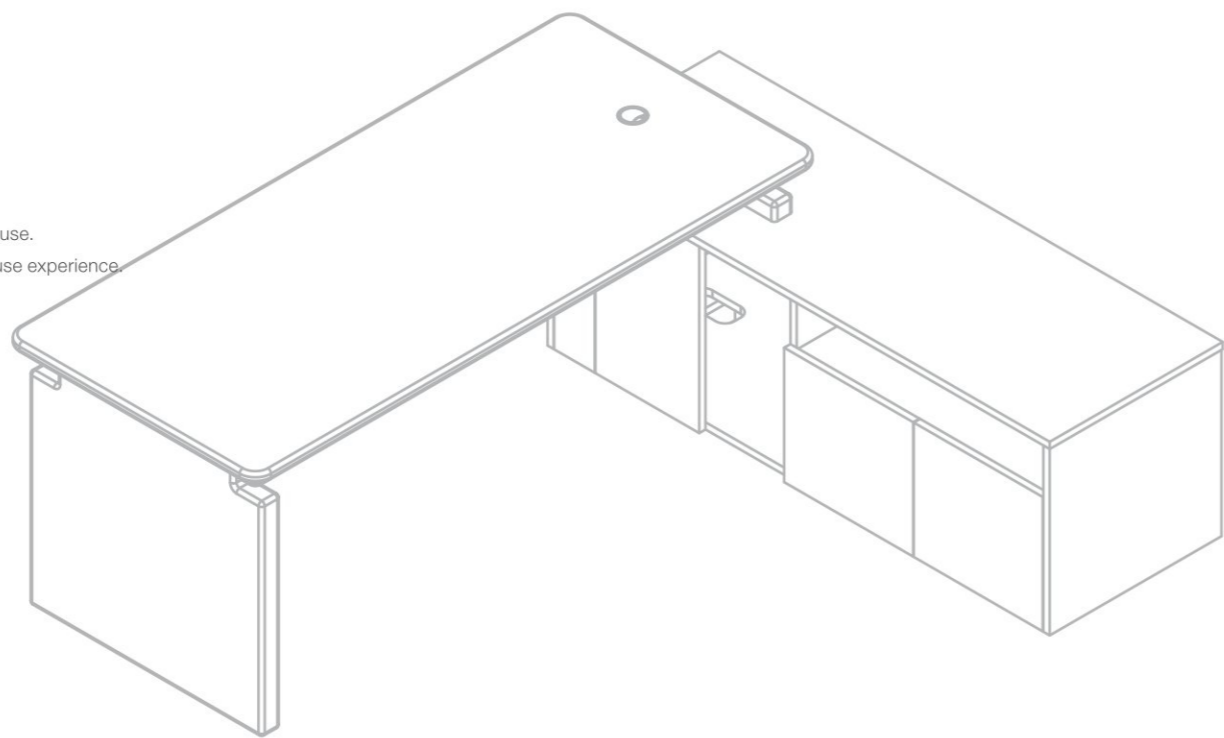


# OLAY

## 欧莱

欧莱班台被赋予砝码的象征意义，  
希望在简约的秩序中通过空间气质沉淀与自身价值定位，  
物质与感官彼此呼应产生共鸣。  
整体造型四四方方，桌腿提取砝码的造型元素，坚韧有力，稳如泰山  
双层台面设计，四周小圆角处理，增加使用舒适感，  
做工精细，油漆面光滑无气泡，更添使用体验。

It is hoped that in the simple order,  
through the precipitation of spatial temperament and its own value positioning,  
the material and the senses echo each other to produce resonance.  
The overall shape is boxy, the desk legs extract the shape elements of the poise,  
which are tough and powerful, as stable as Mount Tai.  
Double-layer desktop design with small rounded corners all around to increase the comfort of use.  
The workmanship is fine, and the paint surface is smooth and bubble-free, which adds to the use experience.  
The desktop has rounded corners, which enhances the user's.



### OLA-欧莱

OLA-DB1818 1880×1800×760H

OLA-DB2018 2080×1800×760H

OLA-DB2218 2280×1800×760H





ECOLOGICAL  
BOARD  
COLLECTION  
—  
生态系列

设计，在指尖上回甘；工艺，因精到而隽永。

Design has an aftertaste on the fingertips; exquisite execution makes craftsmanship timeless.

# ECOLOGICAL BOARD COLLECTION

生态系列

和 He	P 61
卡拉尔 (生态款) Kaler	P 63
慕斯 Muse	P 65
考尔德 Calder	P 67
奈德 Unite	P 69
吉尔 Gill	P 71
阿尔托 Allto	P 73



MC-01 晨曦白



MC-07 加拿雪枫



MC-08 伊里安胡桃



MC-19 罗马尼亚橡木



MC-21 美洲橡木



MC-27 影灰



MC-10 北美胡桃

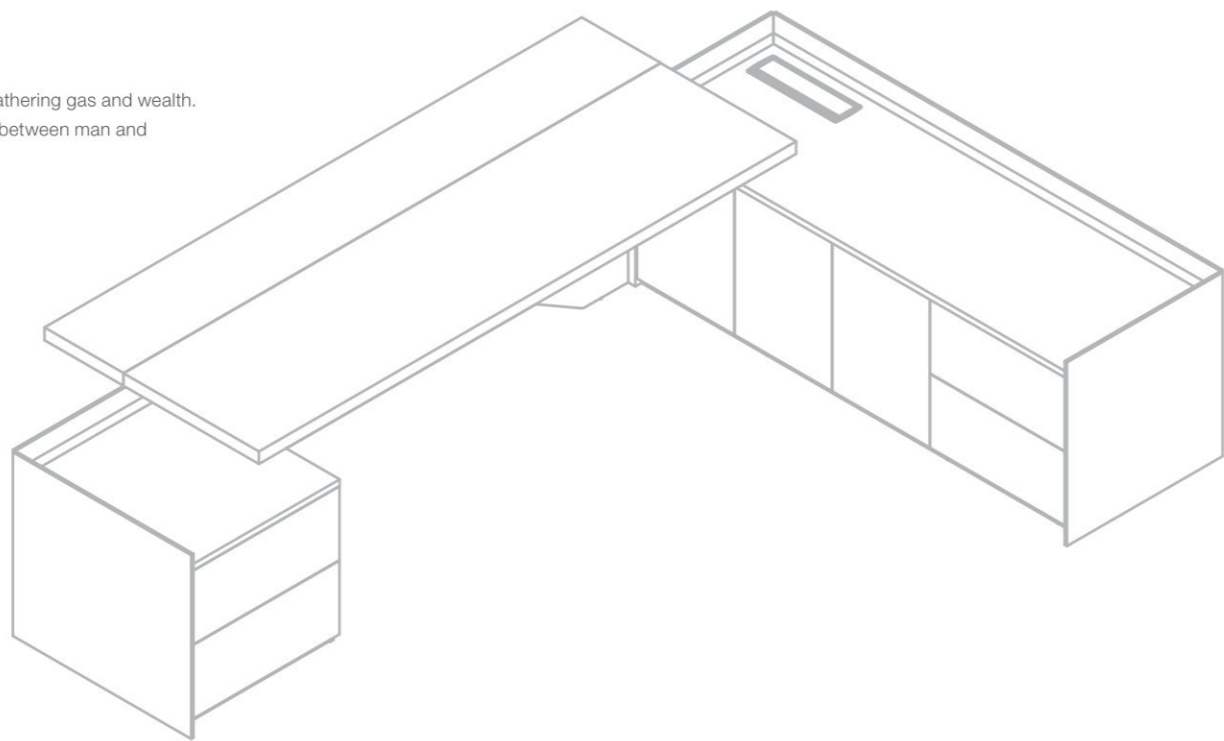


MC-11 欧洲胡桃

# HE 和

和班台，源于中国传统建筑四合院的设计精髓，  
将“四水归堂”的天井风貌、聚气聚财的人文理念融入其中，  
整体格局与之相辅相成，创造天人合一的空间意境，让人与办公环境达到自然和谐。  
主台将优雅皮面与生态板材完美衔接，大幅提升办公舒适度；  
台面凌驾于附柜之上，错落有致，格调典雅。  
附柜围边45°斜切设计如倾斜的屋檐，既呼应聚合之意，又防止物品掉落。

The Executive Desk is derived from the design essence of the traditional Chinese courtyard,  
which incorporates the patio style of "four water into the hall" and the humanistic concept of gathering gas and wealth.  
The overall pattern complements each other, creating a spatial artistic conception of harmony between man and nature, and bringing people into a natural harmony with the office environment.  
The main desk perfectly connects the elegant leather surface with the ecological board,  
which greatly improves the comfort of the office;  
The desktop is above the attached cabinet, which is well-placed and elegant in style.  
The 45° beveled design of the attached cabinet surrounds is like a slanted eave,  
which not only echoes the meaning of aggregation, but also prevents items from falling.



## HE-和

HE-M-D2923 2980×2350×760H  
HE-M-D3123 3180×2350×760H  
HE-M-D3323 3380×2350×760H

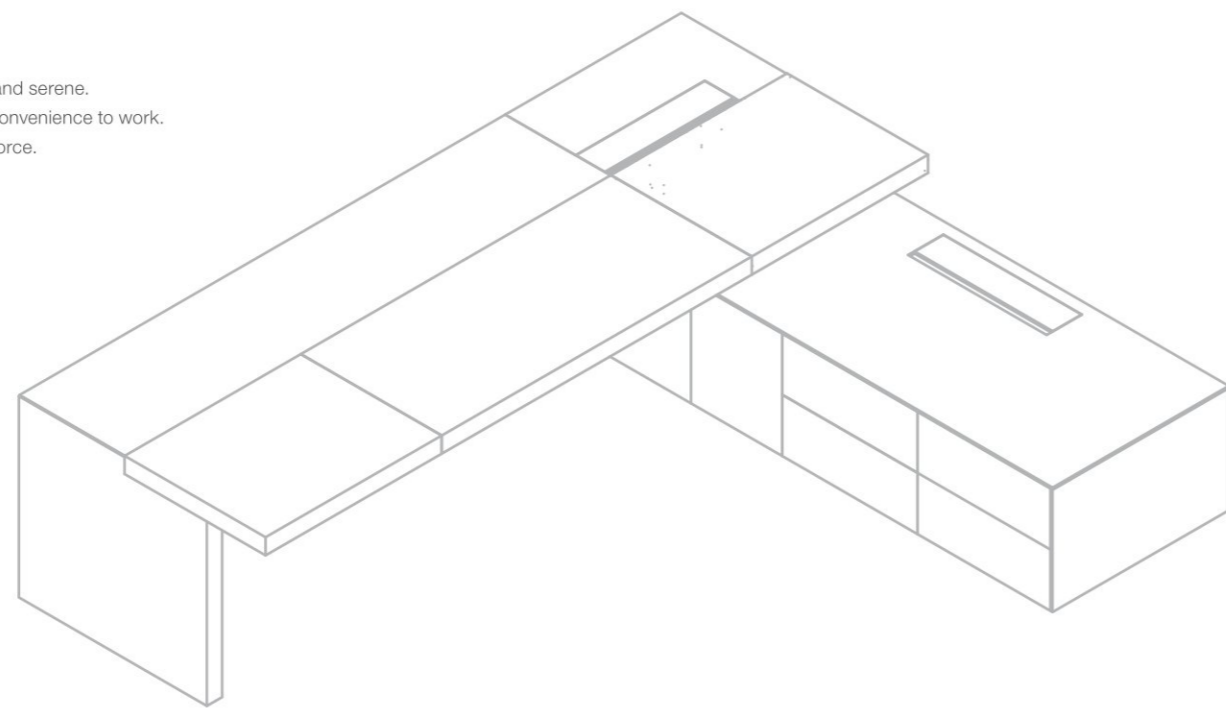


# KALER

## 卡拉尔

卡拉尔, 设计承袭北欧时尚简约的风格, 营造出现代艺术的美感。  
考究的木纹饰面, 透着深沉的力度, 给人以庄严、静谧之感。  
台面嵌入舒适皮垫, 让工作得心应手, 更显高雅、大气。  
全面采用无拉手设计, 只需轻轻一按, 便可开启柜门, 让你随时畅享高端办公生活。

Kaler has its genes from simple and chic Nordic style, exuding the beauty of modern art.  
The ingenious design of wood-grain finish demonstrates great power, making you feel sober and serene.  
Comfortable leather is embedded in the panel, generous and graceful, bringing unexpected convenience to work.  
The whole piece applies no handle, and the door can be opened with only a gentle pressing force.  
The high-end office working experience is at your fingertip.



### KAL-卡拉尔

KAL-M-DC-2623 2620×2300×760H

KAL-M-DC-2823 2820×2300×760H

KAL-M-DC-3023 3020×2300×760H



# MUSE

## 慕斯

可升降  
Liftable

慕斯班台是一款主打轻奢风的产品，大理石纹、金属、木纹的结合，使得产品优雅奢华，搭配小欧智能插座，科技感十足。运用主机散热孔，满足喜欢使用台式电脑办公的用户需求。台面侧边外飘，增加产品灵动性的同时，也可以让班台具有一个小型会议桌的功能。主台外飘设计搭配可升降功能，让洽谈、会议、办公切换自如、浑然一体。大理石纹板搭配深色MFC板，体现出产品的轻奢与大气。两侧长掩门采用隐框玻璃门工艺，造型简洁工艺精美。

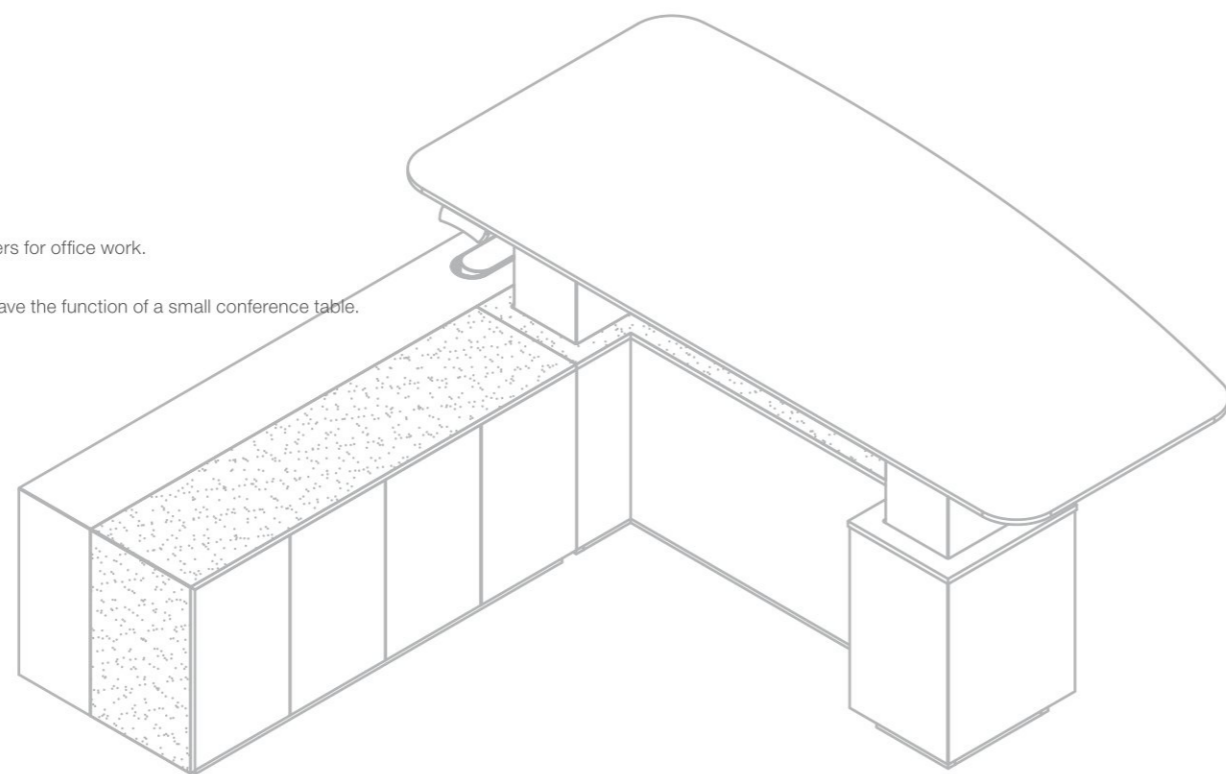
Muse Executive Desk is a product that focuses on light luxury. The combination of marble, metal, and wood grain makes the product elegant and luxurious. With Xiaou's smart socket, it is powered by the latest for-office developed technology. Use the main body cooling holes to meet the needs of users who like to use desktop computers for office work. The side of the desktop floats outwards, which increases the agility of the product and at the same time allows the executive desk to have the function of a small conference table. The external floating design of the desktop is matched with the liftable function, which makes the negotiation, meeting and working switch freely and seamlessly. The marble pattern board is matched with the dark MFC board, which reflects the light luxury and magnanimity of the product. Hidden frame glass door technology is adopted for the long doors on both sides, and the shape is simple and the craftsmanship is exquisite.

### MUS-慕斯

MUS-D2220 2200×2050×760H

MUS-D2421 2400×2100×760H

MUS-D2621 2600×2100×760H



# CALDER

## 考尔德

向动态雕塑大师——亚历山大·考尔德致敬之作。  
考尔德班台在动态概念下，以抽象的几何线条和切割式面板，  
营造空气中的流动感，以动态构成达到完美的视觉平衡。  
生态板与铝合金饰条层叠相映，尽露锋芒，彰显现代工业风。  
边沿以纤薄工艺处理，时尚独特；附柜按弹设计，使外观整洁兼具人性化。  
考尔德，赋予空间出色的办公品位与艺术魅力。

A tribute to the dynamic sculptor-Alexander Calder.  
Under the dynamic concept, Calder Executive Desk uses abstract geometric lines and cut panels to create a sense of flow in the air,  
and achieve a perfect visual balance with dynamic composition.  
The ecological panels and aluminum trim are layered to reveal the sharpness and modern industrial style.  
The edges are treated with slim craftsmanship, which is fashionable and unique;  
the attached cabinet is designed by bullets to make the appearance neat and humanized.  
Calder gives the space excellent office taste and artistic charm.



### CAL-考尔德

CAL-M-D2221 2200×2100×760H

CAL-M-D2421 2400×2100×760H

CAL-M-D2621 2600×2100×760H

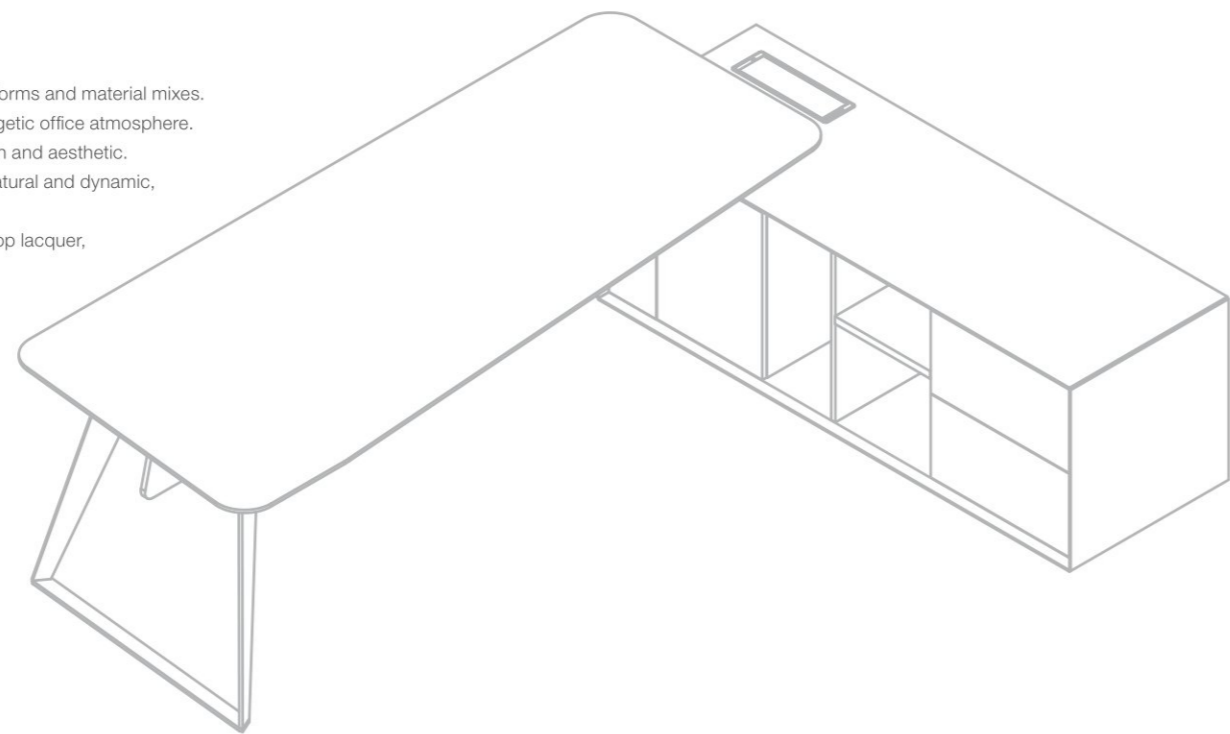


# UNITE

## 奈德

奈德意为混合、统一，班台设计凝聚了各异几何形态、材质混搭的设计精髓，在不对称的设计中追求感官平衡，创造动感活力的办公氛围。木与钢的完美组合，让班台整体设计更具现代美感。钢制边脚独特的形态设计与不规则台面、挡板元素相呼应，自然灵动，在空间中制造出活跃的动态魅力，展示无限个性风采。附柜45°围边工艺，与台面漆面纤细斜边设计一脉相承，营造立体视觉之美。

Unite means mix, unity, the design of the executive desk is the essence of various geometric forms and material mixes. The asymmetrical design pursues the balance of the senses and creates a dynamic and energetic office atmosphere. The perfect combination of wood and steel makes the overall design of the desk more modern and aesthetic. The unique design of steel side legs echoes with the irregular desktop and baffle elements, natural and dynamic, creates an active and dynamic charm in the space and shows an infinite personality. The 45° edge of the attached cabinet is in line with the slim beveled edge design of the desktop lacquer, creating a three-dimensional beauty.



### UNI-奈德

UNI-D2320 2300×2000×760H  
UNI-D2520 2500×2000×760H  
UNI-D2720 2700×2050×760H

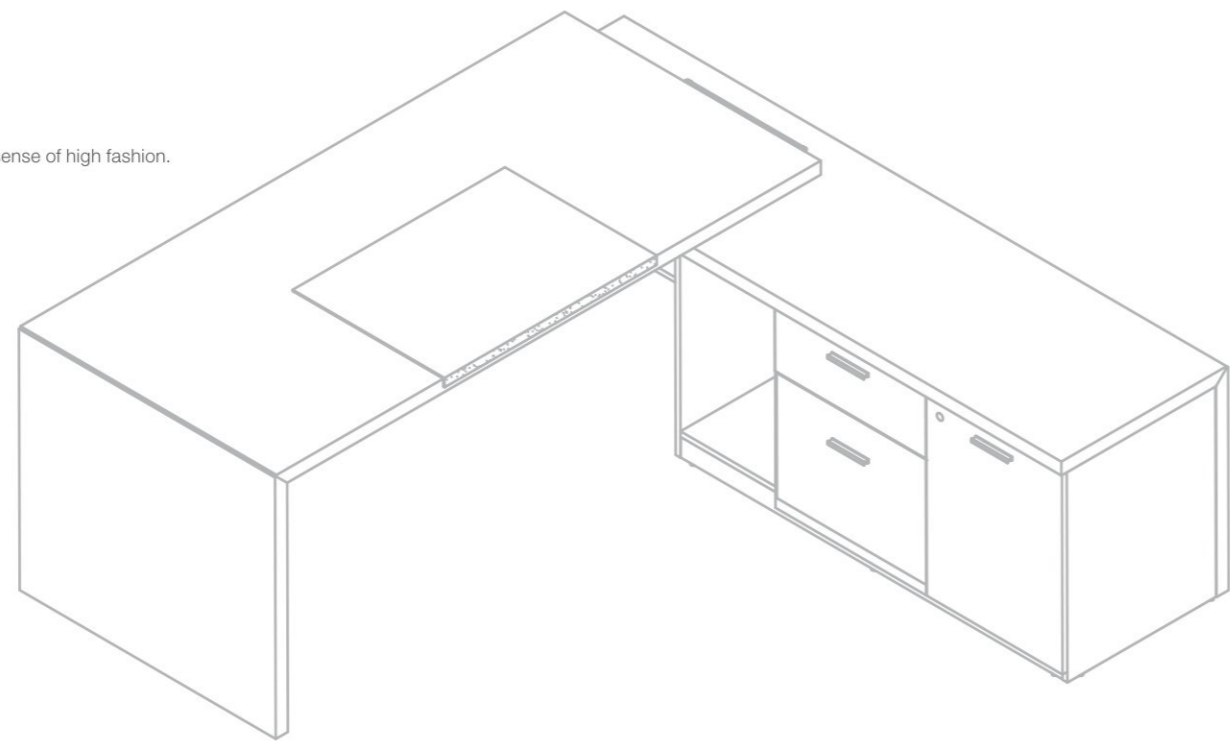


# GILL

## 吉尔

造型简约，气度不凡。  
正面轮廓与英文字母“G”相似，鲜明独特的意象设计，让工作环境更具创造性和轻松氛围。  
精致的铝箔封边，与绿色生态板碰撞出高级时尚感。  
一体化附台设有多元化储物空间，拉手设计带来流畅使用体验，开启自在办公生活。

The shape is simple and the bearing is extraordinary.  
The front profile is similar to the English letter "G",  
and the distinctive image design makes the working environment more creative and relaxing.  
The exquisite aluminum foil edge sealing collides with the green ecological board to create a sense of high fashion.  
The integrated attached desk is equipped with diversified storage spaces,  
and the handle design brings a smooth user experience.



**GIL-吉尔**  
GIL-D1820 1800×2000×760H  
GIL-D2020 2000×2000×760H  
GIL-D2220 2200×2000×760H  
GIL-D2420 2400×2000×760H

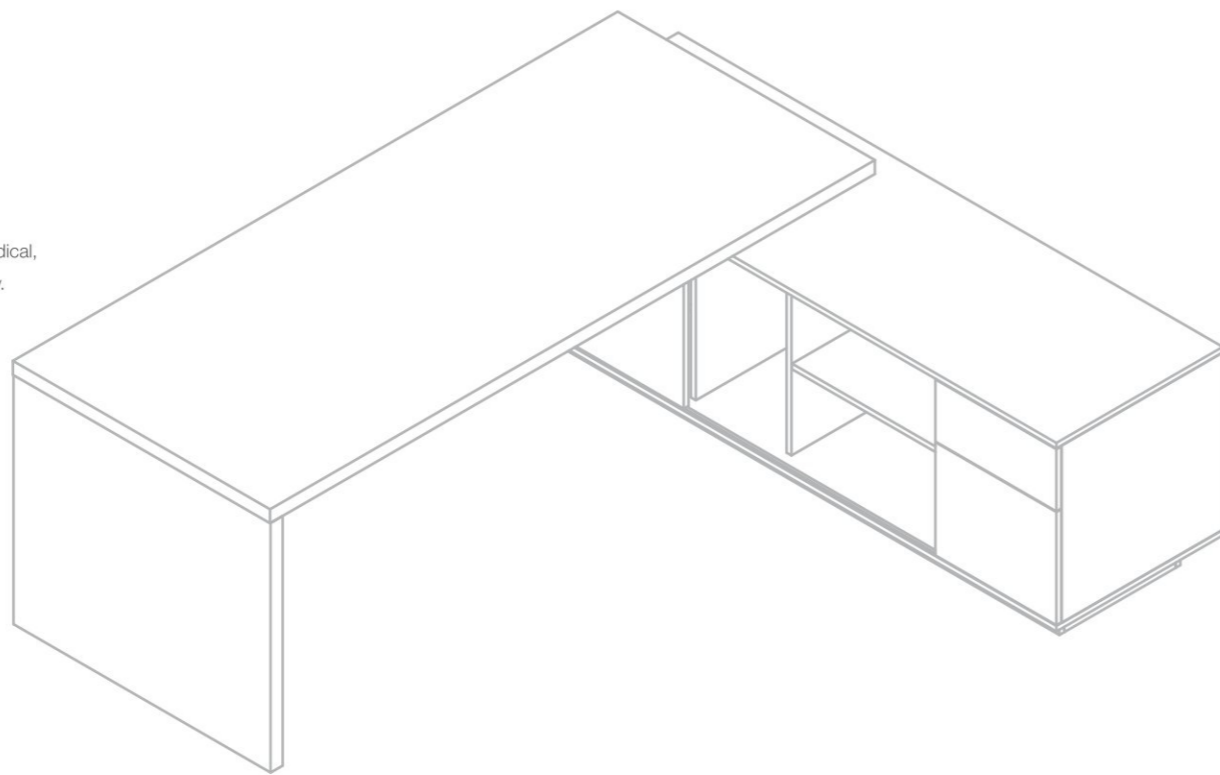


# ALLTO

## 阿尔托

阿尔托凭着简洁的造型成就了独特的设计，  
主台与附柜采用传统屋檐的构造，形成层叠的错落，带有明显的雕塑感。  
除了外形的设计感外，阿尔托亦配备齐全，  
毋庸置疑地集美观与实用于一体，工作再繁忙也有条不紊，  
绿色环保的材质，让环境更舒适与健康。

Allto achieved a unique design with a simple shape,  
the main desk and the attached cabinet adopt the structure of traditional eaves,  
forming a layered patchwork, with an obvious sense of sculpture.  
In addition to the appearance, Allto is also fully equipped,  
aesthetics and practicality are undeniably combined, no matter how busy the work is, it is methodical,  
green and environmentally friendly materials make the environment more comfortable and healthy.



### AAL-阿尔托

AAL-D1618 1600×1800×760H

AAL-D1818 1800×1800×760H

AAL-D2018 2000×1800×760H

AAL-D2218 2200×1800×760H





**潮流终会在喧嚣下黯然离场，经典却会在传承中不朽弥香。**

Tide will eventually leave the scene in the noise, but the classics will be immortal in the inheritance.

※ 产品图片由于光线、显示器差异、印刷等因素可能与实物有色差，以实物为准，最终解释权归海太欧林集团所有！